

COMMUNITY TRIAGE CENTER WESTCARE NEVADA



*Erin Kinard, Area Director
Committee on Homelessness*

July 10, 2014

UPLIFTING THE HUMAN SPIRIT

PROGRAMMATIC UPDATES



- *Program Expansion*
 - *4th Street*
 - *Maryland Parkway*
- *Affordable Care Act & Medicaid Expansion*
 - *Service Grid of Potential Billable Services*
- *Data Collection & Reporting*
 - *Refusals*
 - *Duplicate Clients*

CLIENTS SERVED



- *Total Number of Clients Served --*

- FY 2012-13: **3,768**
- 1st Quarter (July/August/Sept) 2013-14 : **796**
- 2nd Quarter (Oct/Nov/Dec) 2013-14: **715**
- 3rd Quarter (Jan/Feb/Mar) 2013-14: **779**
- 4th Quarter (Apr/May/June) 2013-14: **812**

**Total FY 13-14:
3,102**

- *Average Length of Stay --*

- FY 2012-13: **3.31 days**
- 1st Quarter (July/August/Sept) 2013-14 : **3.28 days**
- 2nd Quarter (Oct/Nov/Dec) 2013-14 : **2.92 days**
- 3rd Quarter (Jan/Feb/Mar) 2013-14: **3.21 days**
- 4th Quarter (Apr/May/June) 2013-14: **3.54 days**

**Avg LOS FY 13-14:
3.24 days**

CLIENTS SERVED



- Number of Duplicated Clients --

- FY 2012-13: **680**

- 1st Quarter (July/August/Sept) 2013-14: **81**

- 2nd Quarter (Oct/Nov/Dec) 2013-14: **90**

- 3rd Quarter (Jan/Feb/Mar) 2013-14: **102**

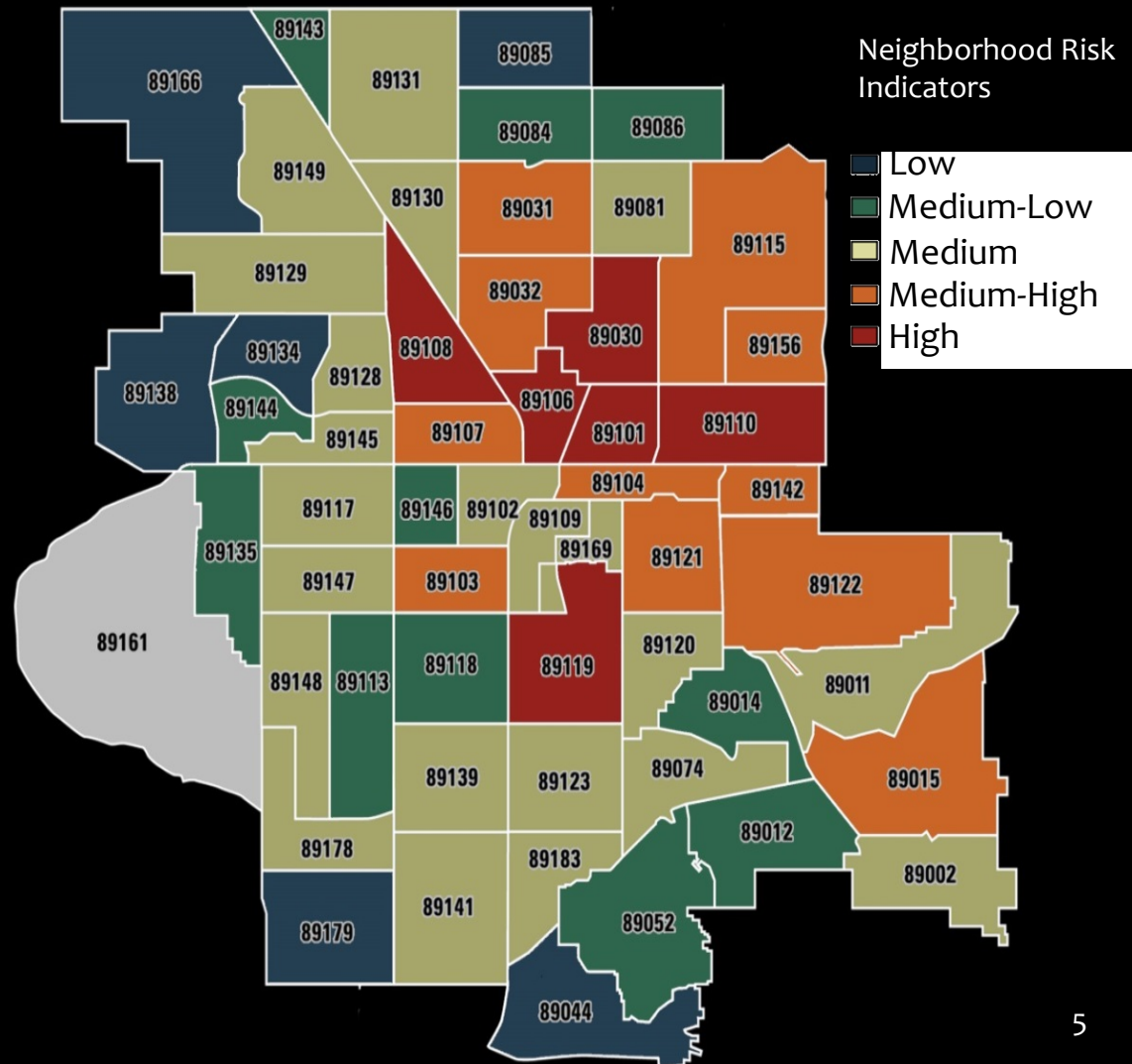
- 4th Quarter (Apr/May/June) 2013-14: **92**

**Total Duplicated
Clients – FY- 13-14:
365**

TOP ZIP CODES AT ADMISSION



FY 2012-13 (n=3,768)
*89101 – 19.40% (CLV)
89121 – 5.09% (CC)
89129 – 4.77% (CLV)
*89106 – 4.32% (CLV)
89119 – 3.55% (CC)
89104 – 2.66% (CC)
89103 – 2.33% (CC)
89169 – 2.33% (CC)
89123 – 2.22% (CC)
89108 – 1.88% (CLV)
89130 – 1.88% (NLV)



*89101 & 89106 HAVE A HIGH CONCENTRATION OF SOCIAL SERVICES AND TREATMENT FACILITIES

TOP ZIP CODES AT ADMISSION



FY 2013-14
(n=3,102)

*89101 – 41.48% (CLV)

*89106 – 3.89% (CLV)

89102 – 3.24% (CLV)

89119 – 3.11% (CC)

89108 – 2.95% (CLV)

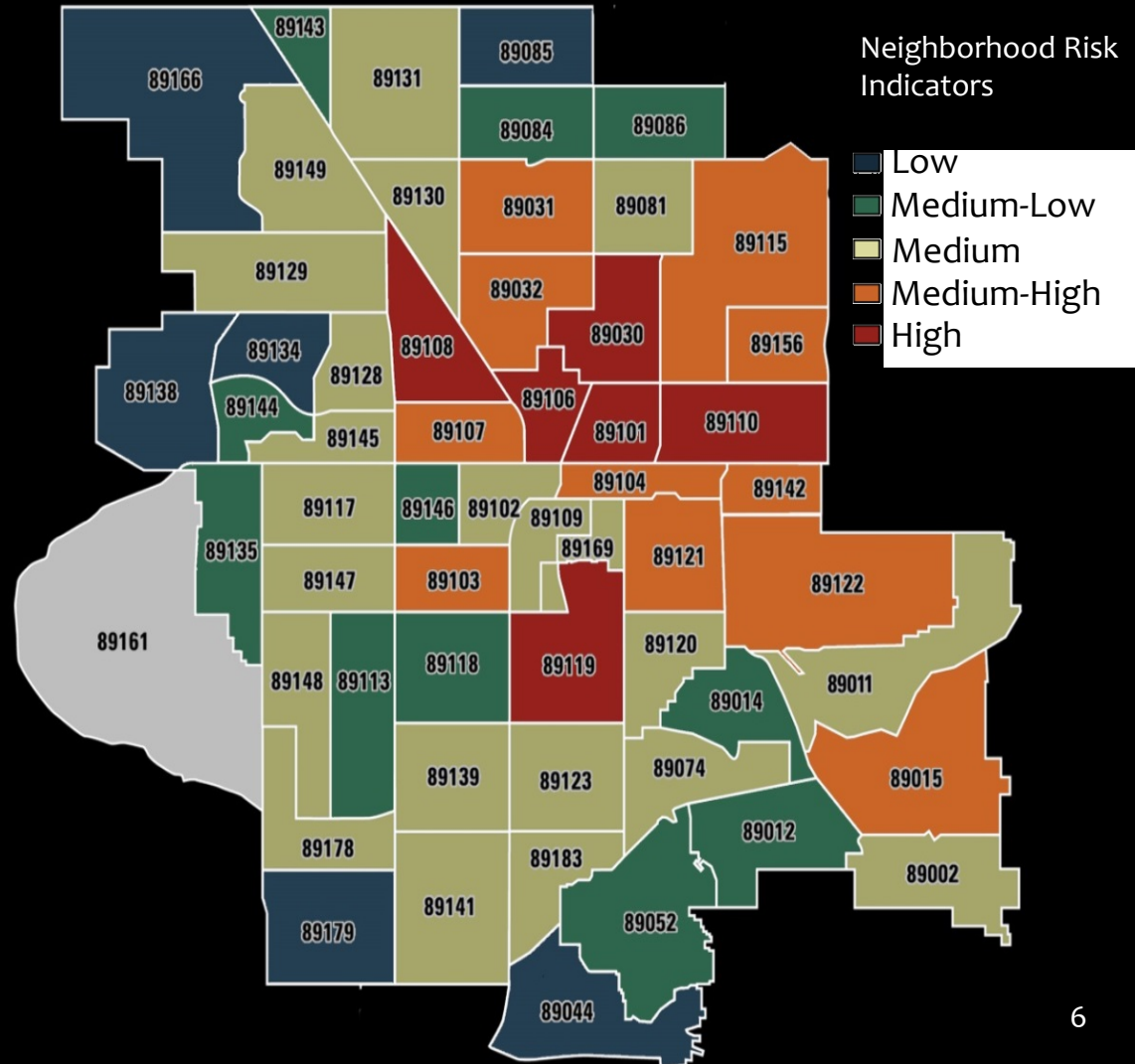
89121 – 2.40% (CC)

89104 – 1.91% (CC)

89030 – 1.88% (NLV)

89109 – 1.72% (CC)

89103 – 1.62% (CC)



*89101 & 89106 HAVE A HIGH CONCENTRATION OF SOCIAL SERVICES AND TREATMENT FACILITIES

SOCIO-ECONOMIC FACTORS



CATEGORY	FY 12-13 (n= 3,768)	1 st Qtr – 13-14 (n=796)	2 nd Qtr – 13-14 (n=715)	3 rd Qtr – 13-14 (n=779)	4 th Qtr – 13-14 (n=812)
Homeless	27.04%	39.24%	37.48%	35.56%	35.34%
Unemployed	89.54%	92.66%	92.87%	92.17%	93.60%
Living Below Federal Poverty Level	89.30%	92.28%	92.87%	92.17%	93.60%

REFERRAL SOURCE



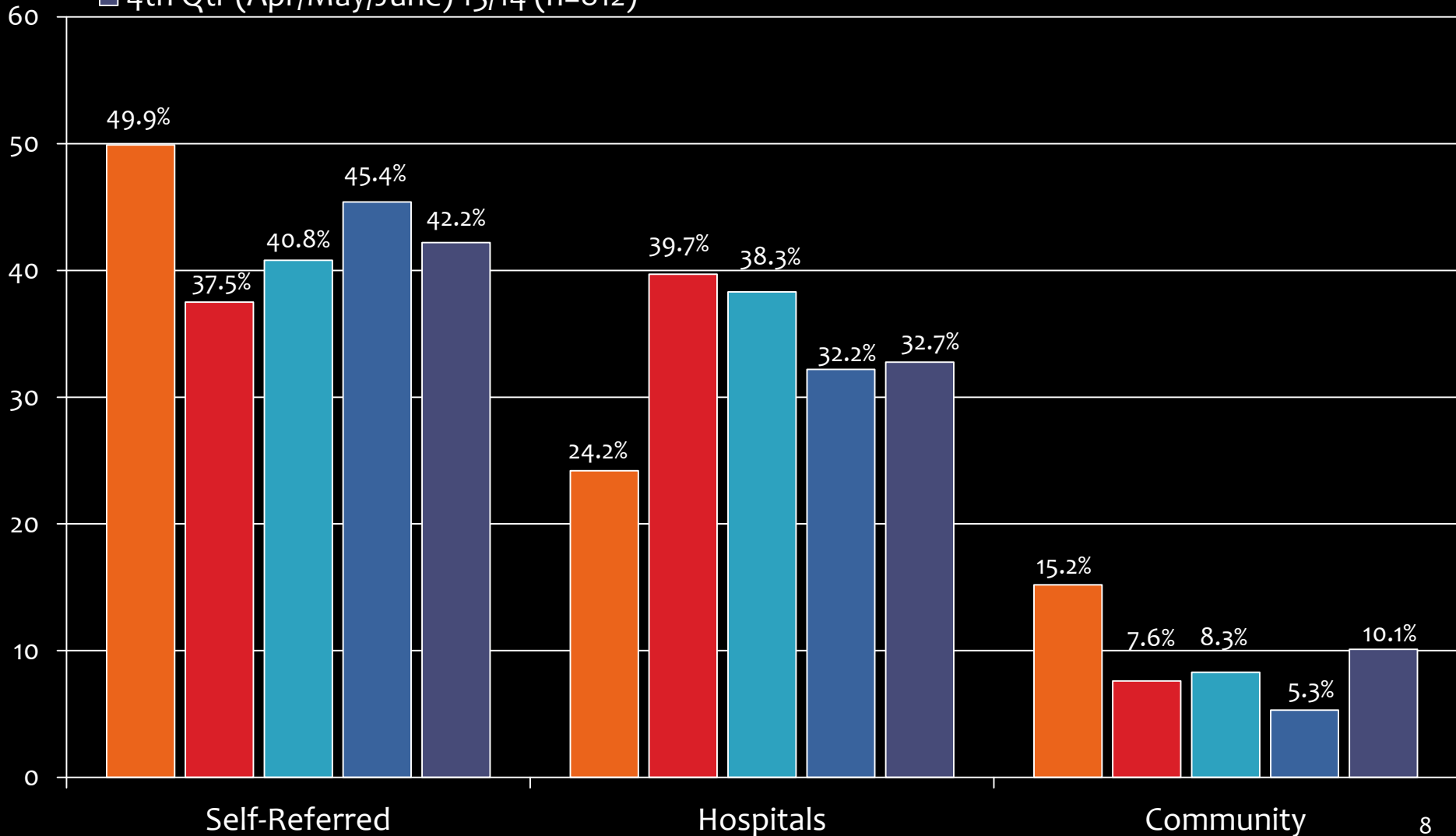
■ FY 12/13 (n=3,768)

■ 2nd Qtr (Oct/Nov/Dec) 13/14 (n=715)

■ 4th Qtr (Apr/May/June) 13/14 (n=812)

■ 1st Qtr (July/Aug/Sept) 13/14 (n=796)

■ 3rd Qtr (Jan/Feb/Mar) 13/14 (n=779)



REFERRAL SOURCE



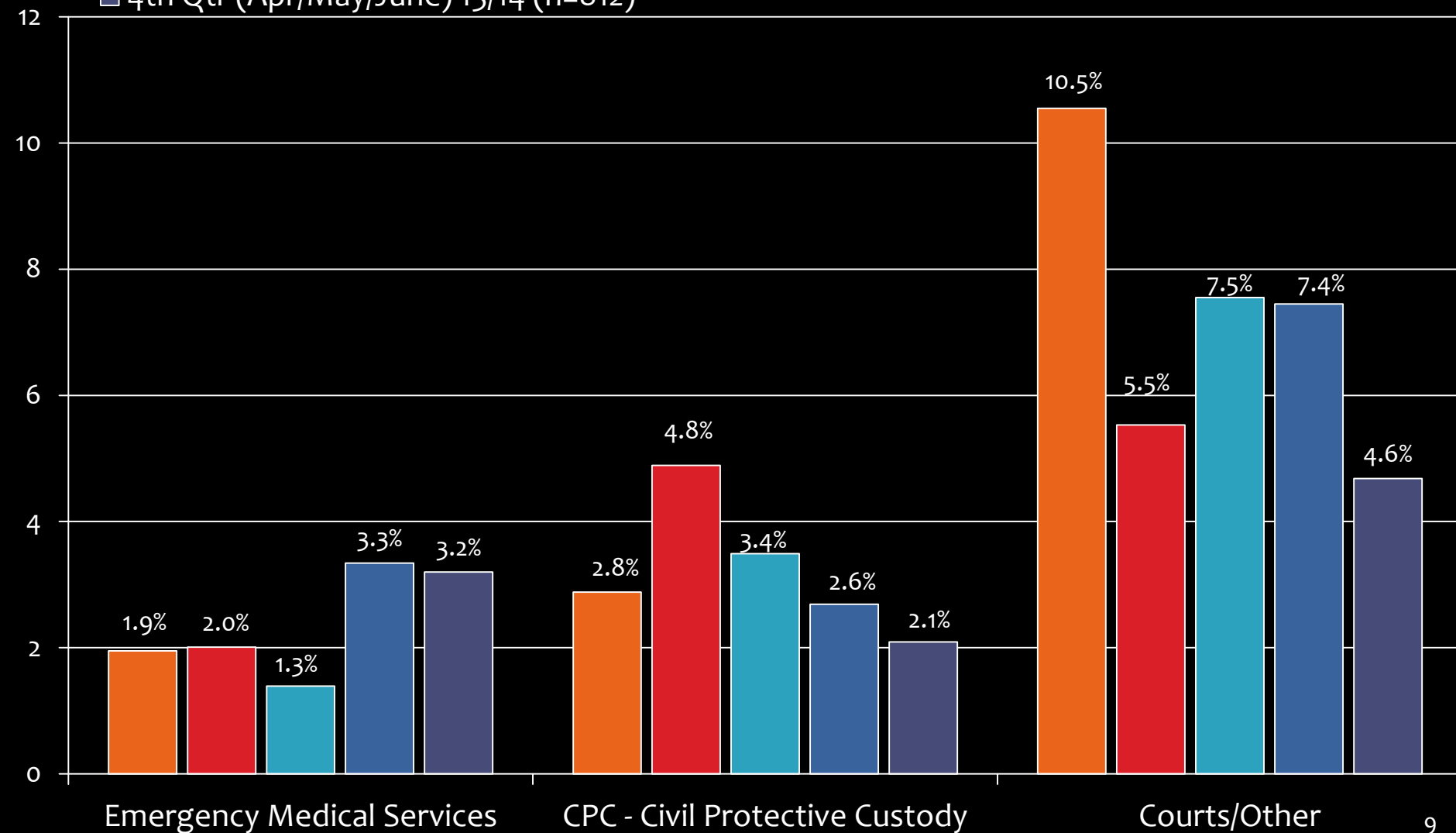
FY 12/13 (n=3,768)

2nd Qtr (Oct/Nov/Dec) 13/14 (n=715)

4th Qtr (Apr/May/June) 13/14 (n=812)

1st Qtr (July/Aug/Sept) 13/14 (n=796)

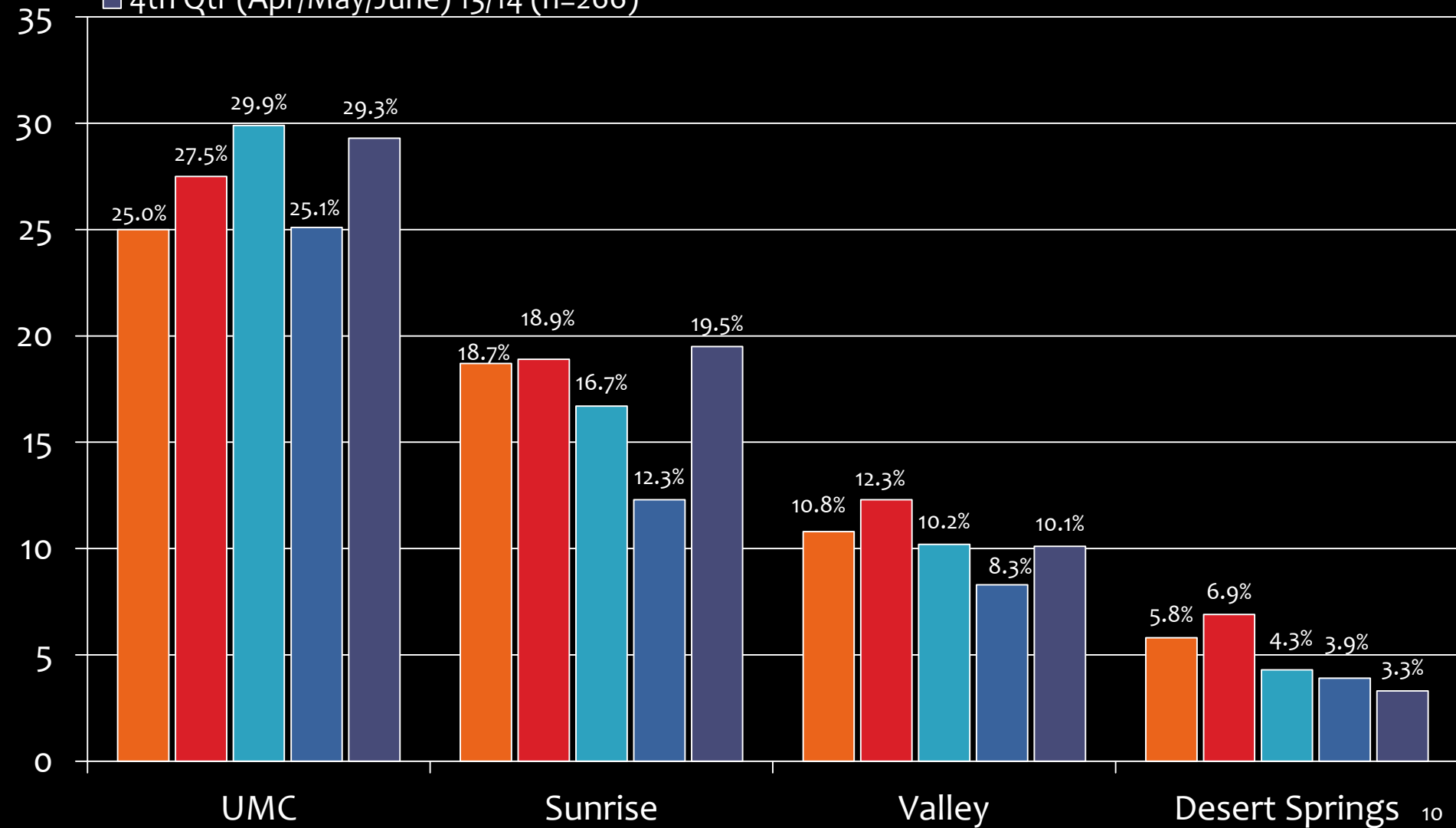
3rd Qtr (Jan/Feb/Mar) 13/14 (n=779)



HOSPITAL REFERRALS



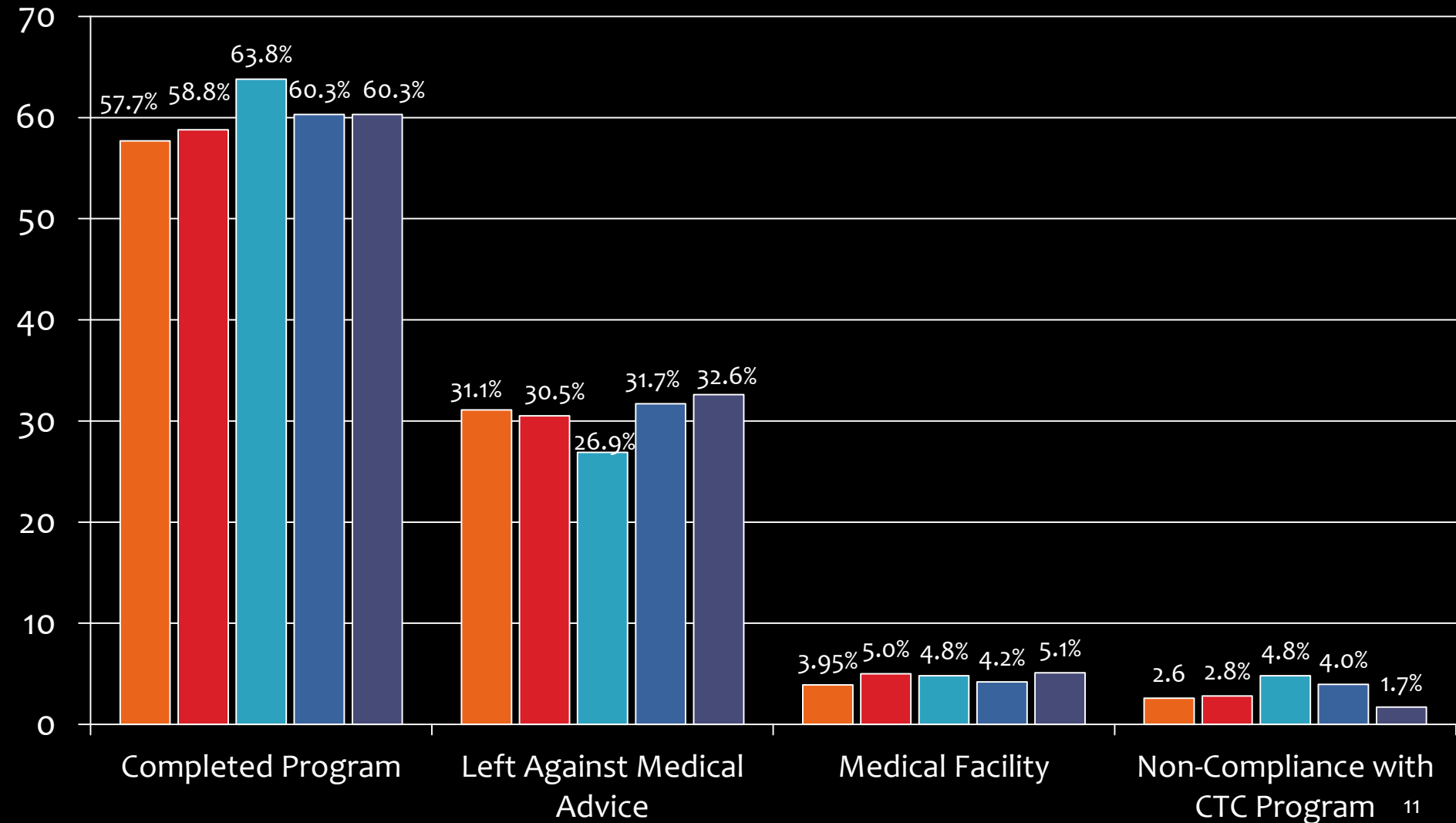
- FY 12/13 (n=1,068)
- 2nd Qtr (Oct/Nov/Dec) 13/14 (n=274)
- 4th Qtr (Apr/May/June) 13/14 (n=266)
- 1st Qtr (July/Aug/Sept) 13/14 (n=324)
- 3rd Qtr (Jan/Feb/Mar) 13/14 (n=251)



DISCHARGE REASON



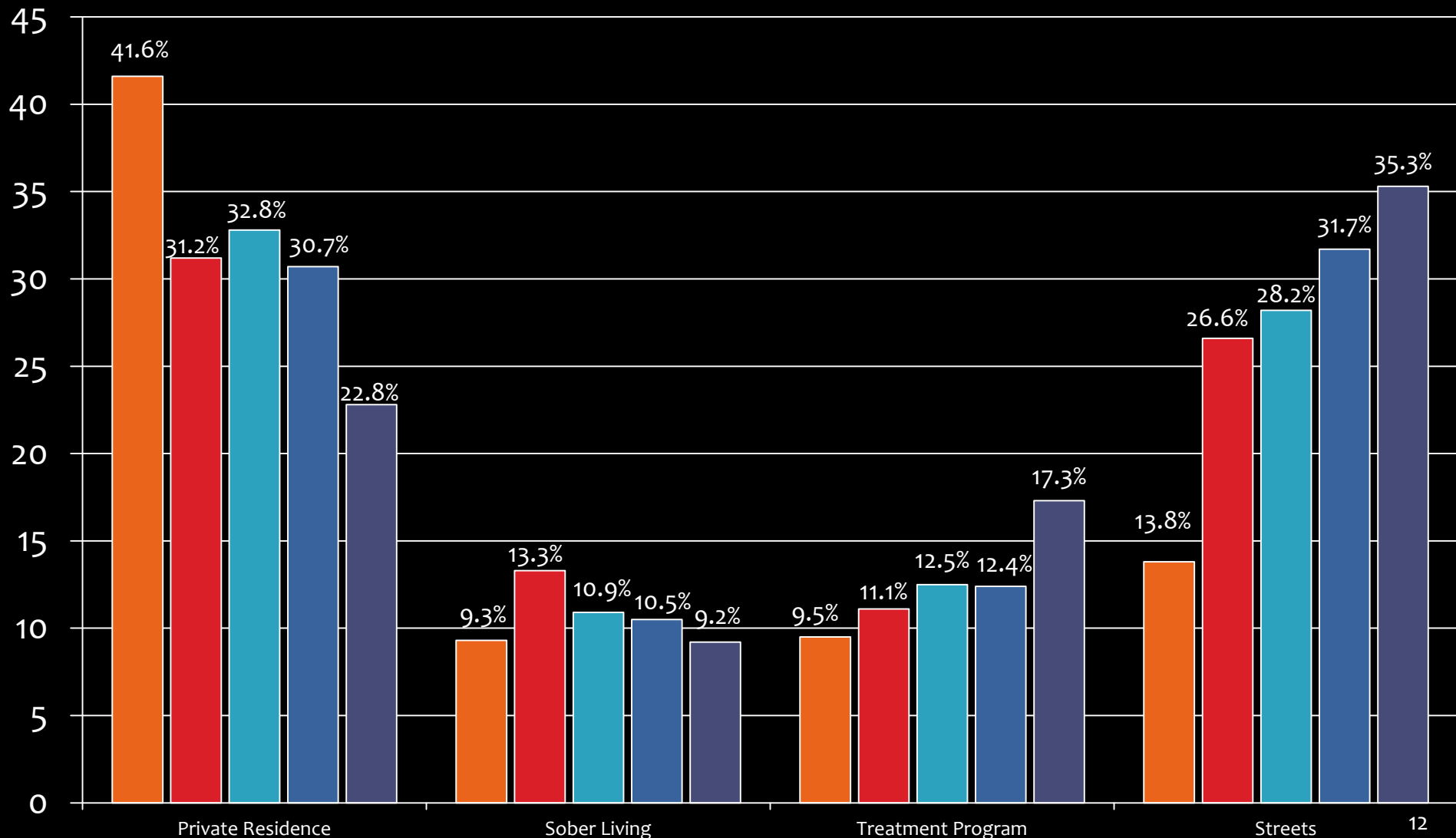
- FY 12/13 (n=3,762)
- 1st Qtr (July/Aug/Sept) 13/14 (n=770)
- 2nd Qtr (Oct/Nov/Dec) 13/14 (n=694)
- 3rd Qtr (Jan/Feb/Mar) 13/14 (n=757)
- 4th Qtr (Apr/May/June) 13/14 (n=780)



DISCHARGE PLACEMENTS



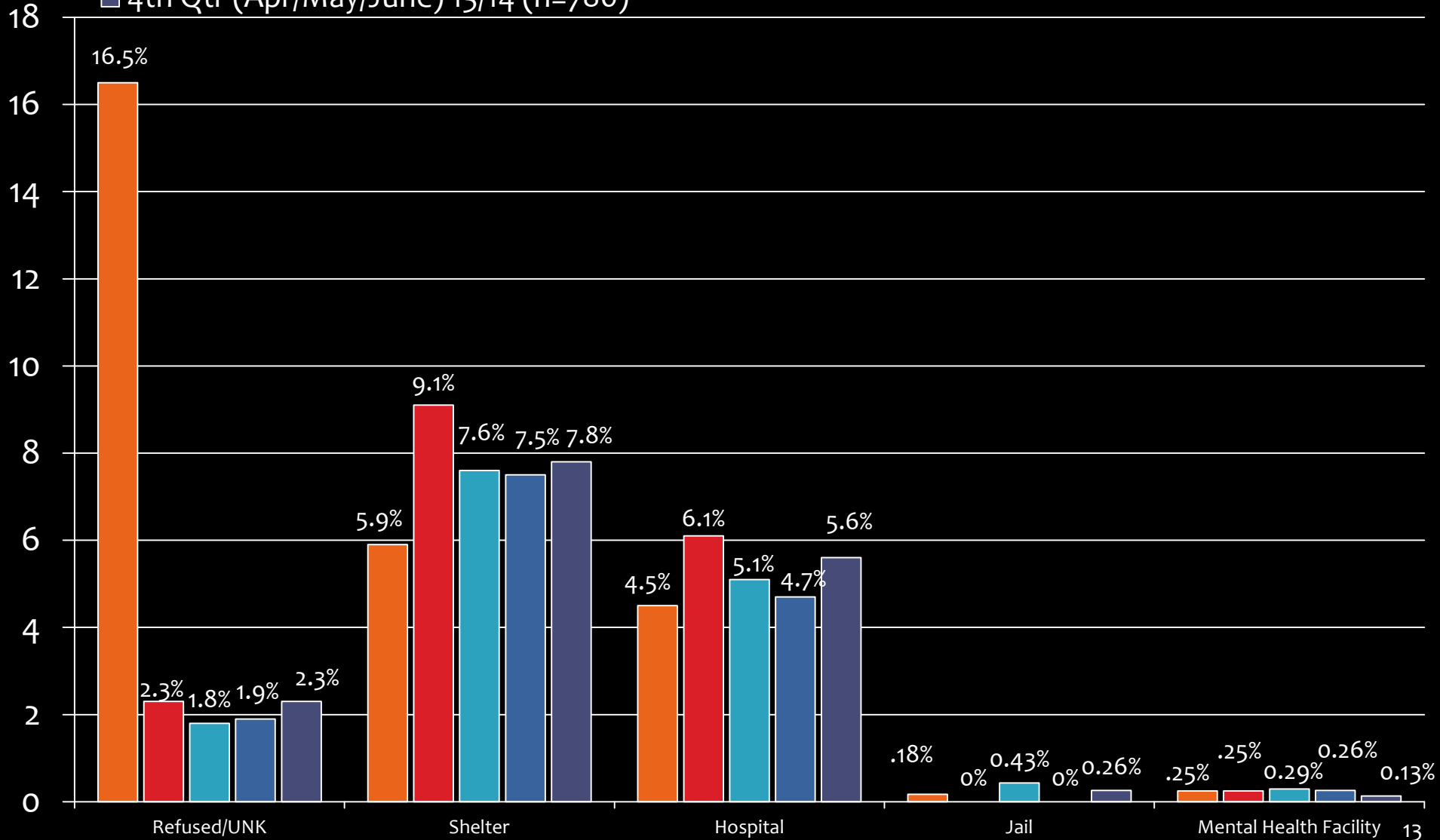
- FY 12/13 (n=3,762)
- 2nd Qtr (Oct/Nov/Dec) 13/14 (n=694)
- 4th Qtr (Apr/May/June) 13/14 (n=780)
- 1st Qtr (July/Aug/Sept) 13/14 (n=770)
- 3rd Qtr (Jan/Feb/Mar) 13/14 (n=757)



DISCHARGE PLACEMENTS



- FY 12/13 (n=3,762)
- 2nd Qtr (Oct/Nov/Dec) 13/14 (n=694)
- 4th Qtr (Apr/May/June) 13/14 (n=780)
- 1st Qtr (July/Aug/Sept) 13/14 (n=770)
- 3rd Qtr (Jan/Feb/Mar) 13/14 (n=757)



PRIMARY DRUG OF CHOICE



CATEGORY	FY 12-13 (n = 3,768)	1 st Qtr – 13-14 (n = 796)	2 nd Qtr – 13-14 (n=715)	3 rd Qtr – 13-14 (n= 779)	4 th Qtr – 13-14 (n=812)
Alcohol	41%	43%	48%	44%	38%
Heroin	21%	18%	20%	21%	22%
Methamphetamine	11%	11%	13%	12%	14%
Other Opiates/Sedatives	8%	6%	8%	7%	5%
Alprazolam (Xanax)	3%	5%	5%	6%	4%
Crack-Cocaine	2%	1%	1%	2%	3%
Cocaine	1%	.75%	2%	1%	.49%
Marijuana	.4%	.38%	.28	1%	.49%

MENTAL HEALTH DATA



- *Total Number of Psychiatric Evaluations Completed --*

- FY 2012-13: **264**

- 1st Quarter (July/August/Sept) 2013-14: **89**

- 2nd Quarter (July/August/Sept) 2013-14: **85**

- 3rd Quarter (Jan/Feb/Mar) 2013-14: **74**

- 4th Quarter (Apr/May/June) 2013-14: **70**

**Total Psych Evals – FY 13-14:
318**

- *Number of Clients Placed on Legal Holds --*

- FY 2012-13: **19**

- 1st Quarter (July/August/Sept) 2013-14: **3**

- 2nd Quarter (Oct/Nov/Dec) 2013-14: **5**

- 3rd Quarter (Jan/Feb/Mar) 2013-14: **7**

- 4th Quarter (Apr/May/June) 2013-14: **10**

**Total # of L2k's – FY 13-14:
25**

MENTAL HEALTH DATA



- *Client Reported Recent Placement on a Legal Hold --*

- FY 2012-13: **252**

- 1st Quarter (July/August/Sept) 2013-14 : **101**

- 2nd Quarter (Oct/Nov/Dec) 2013-14: **95**

- 3rd Quarter (Jan/Feb/Mar) 2013-14: **74**

- 4th Quarter (Apr/May/June) 2013-14: **84**

**Total D/C Off L2K – FY 13-14:
354**

- *Client Reported Current Connection to SNAMHS --*

- FY 2012-13: **673**

- 1st Quarter (July/August/Sept) 2013-14: **159**

- 2nd Quarter (Oct/Nov/Dec) 2013-14: **169**

- 3rd Quarter (Jan/Feb/Mar) 2013-14: **173**

- 4th Quarter (Apr/May/June) 2013-14: **162**

**Total SNAMHS Cts – FY 13-14:
663**

QUESTIONS??

THANK YOU FOR YOUR ONGOING
SUPPORT AND INTEREST IN THE WESTCARE
COMMUNITY TRIAGE CENTER

