

COMMUNITY TRIAGE CENTER WESTCARE NEVADA



*Erin Kinard, Area Director
Committee on Homelessness*

April 10, 2014

UPLIFTING THE HUMAN SPIRIT

PROGRAMMATIC UPDATES



- *Development of WC's internal EHR*
- *Adapting and implementing new systems to embrace and adhere to ACA & Medicaid Expansion*
- *Focusing on program expansion and strengthening community collaborations while maintaining program excellence*

CLIENTS SERVED

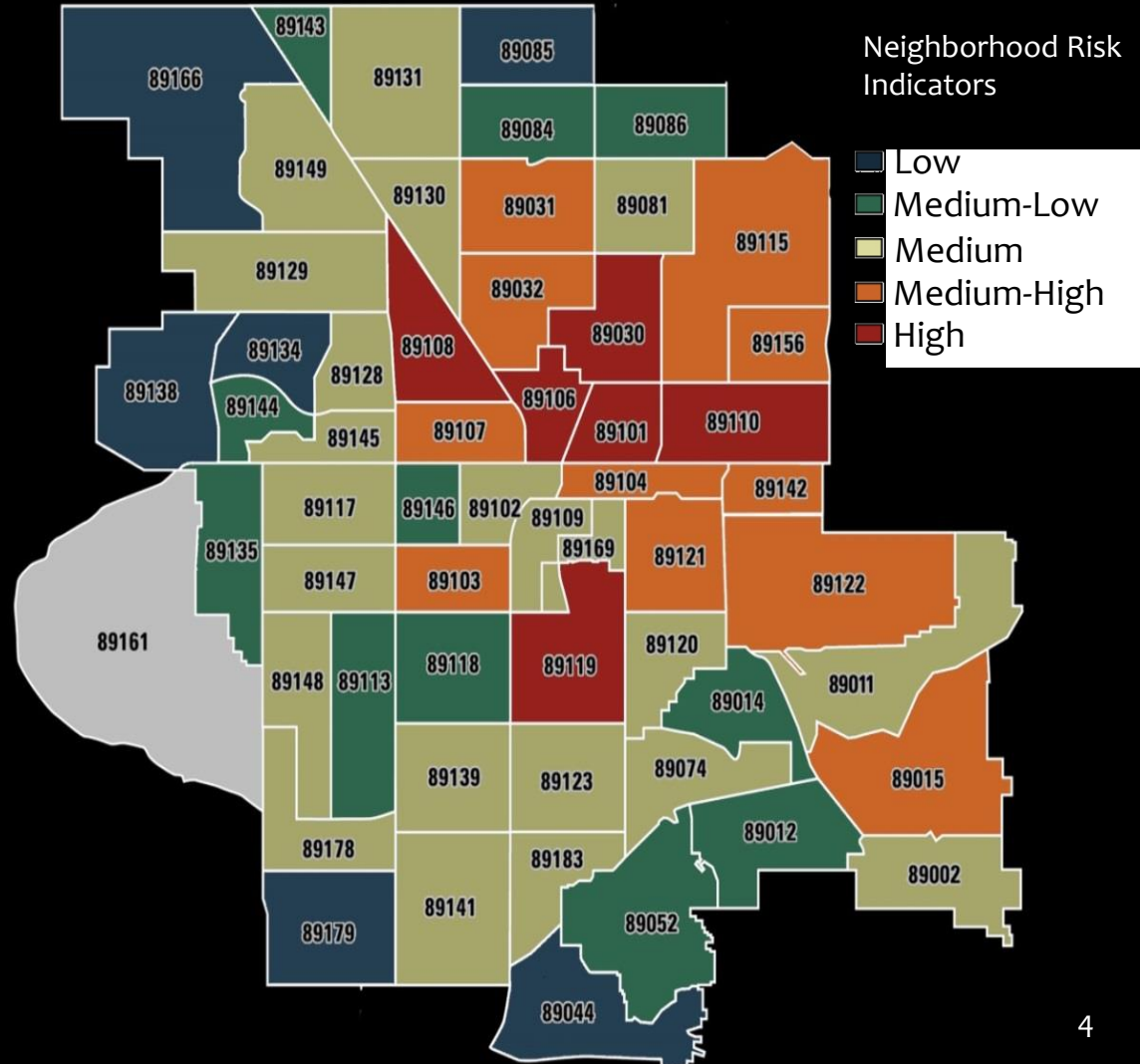


- Total Number of Clients Served --
 - FY 2012-13: **3,768**
 - 1st Quarter (July/August/Sept) 2013-14 : **796**
 - 2nd Quarter (Oct/Nov/Dec) 2013-14: **715**
 - 3rd Quarter (Jan/Feb/Mar) 2013-14: **779**
- Average Length of Stay --
 - FY 2012-13: **3.31 days**
 - 1st Quarter (July/August/Sept) 2013-14 : **3.28 days**
 - 2nd Quarter (Oct/Nov/Dec) 2013-14 : **2.92 days**
 - 3rd Quarter (Jan/Feb/Mar) 2013-14: **3.21 days**

TOP ZIP CODES AT ADMISSION



FY 2012-13 (n=3,768)
*89101 – 19.40% (CLV)
89121 – 5.09% (CC)
89129 – 4.77% (CLV)
*89106 – 4.32% (CLV)
89119 – 3.55% (CC)
89104 – 2.66% (CC)
89103 – 2.33% (CC)
89169 – 2.33% (CC)
89123 – 2.22% (CC)
89108 – 1.88% (CLV)
89130 – 1.88% (NLV)



***89101 & 89106 HAVE A HIGH CONCENTRATION OF SOCIAL SERVICES AND TREATMENT FACILITIES**

TOP ZIP CODES AT ADMISSION



1st Quarter
(July/Aug/Sept)
2013-14 (n=796)

*89101 – 34.43% (CLV)

*89106 – 4.68% (CLV)

89119 – 3.42% (CC)

89030 – 3.16% (NLV)

89121 – 3.04% (CC)

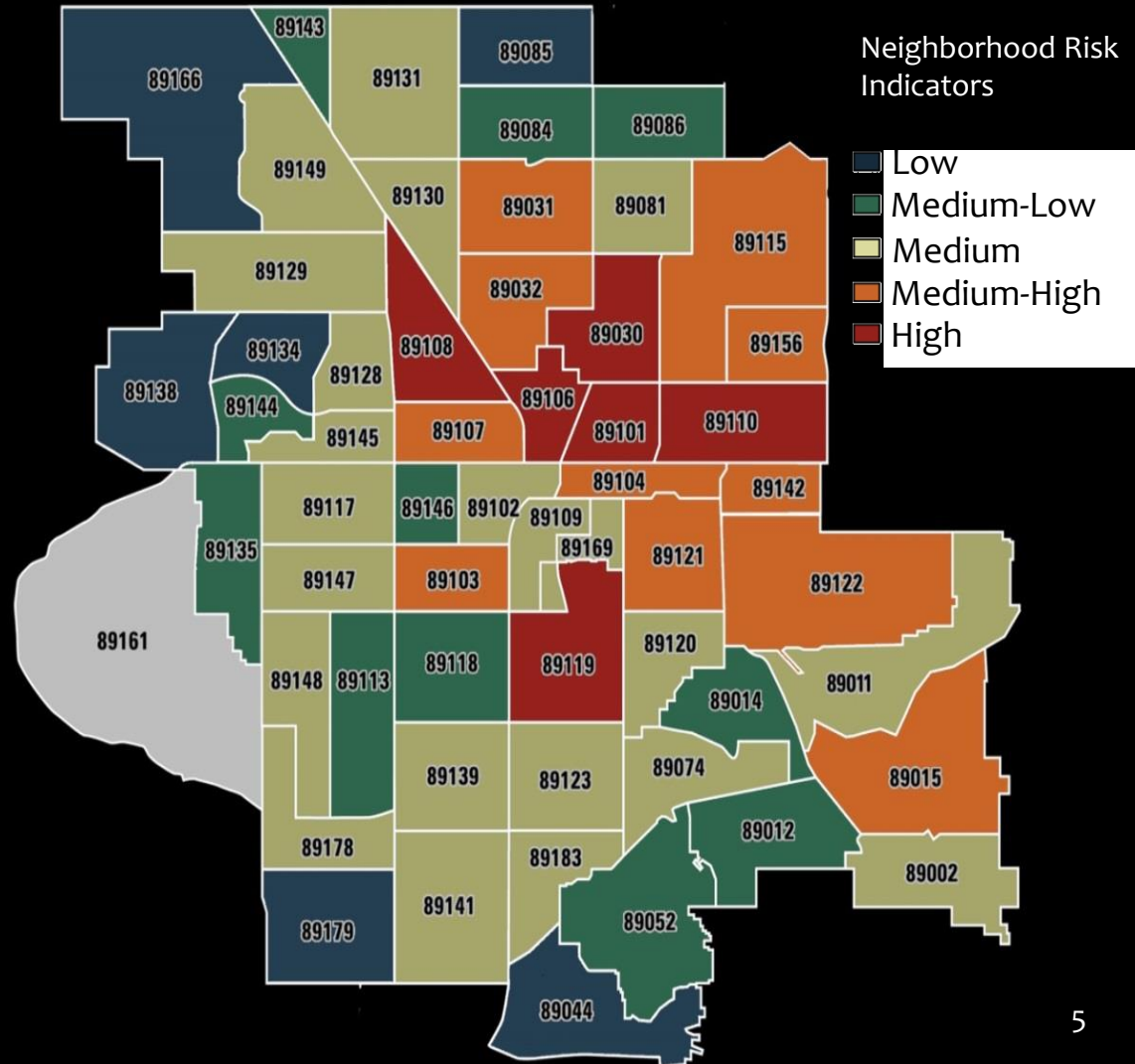
89108 – 2.53% (CLV)

89104 – 2.41% (CC)

89169 – 2.15% (CC)

89122 – 2.15% (CC)

89128 – 1.77% (CLV)



*89101 & 89106 HAVE A HIGH CONCENTRATION OF SOCIAL SERVICES AND TREATMENT FACILITIES

TOP ZIP CODES AT ADMISSION



2nd Quarter
(Oct/Nov/Dec)
2013-14 (n=715)

*89101 – 33.99% (CLV)

*89106 – 5.87% (CLV)

89108 – 3.64% (CLV)

89102 – 3.50% (CLV)

89121 – 2.94% (CC)

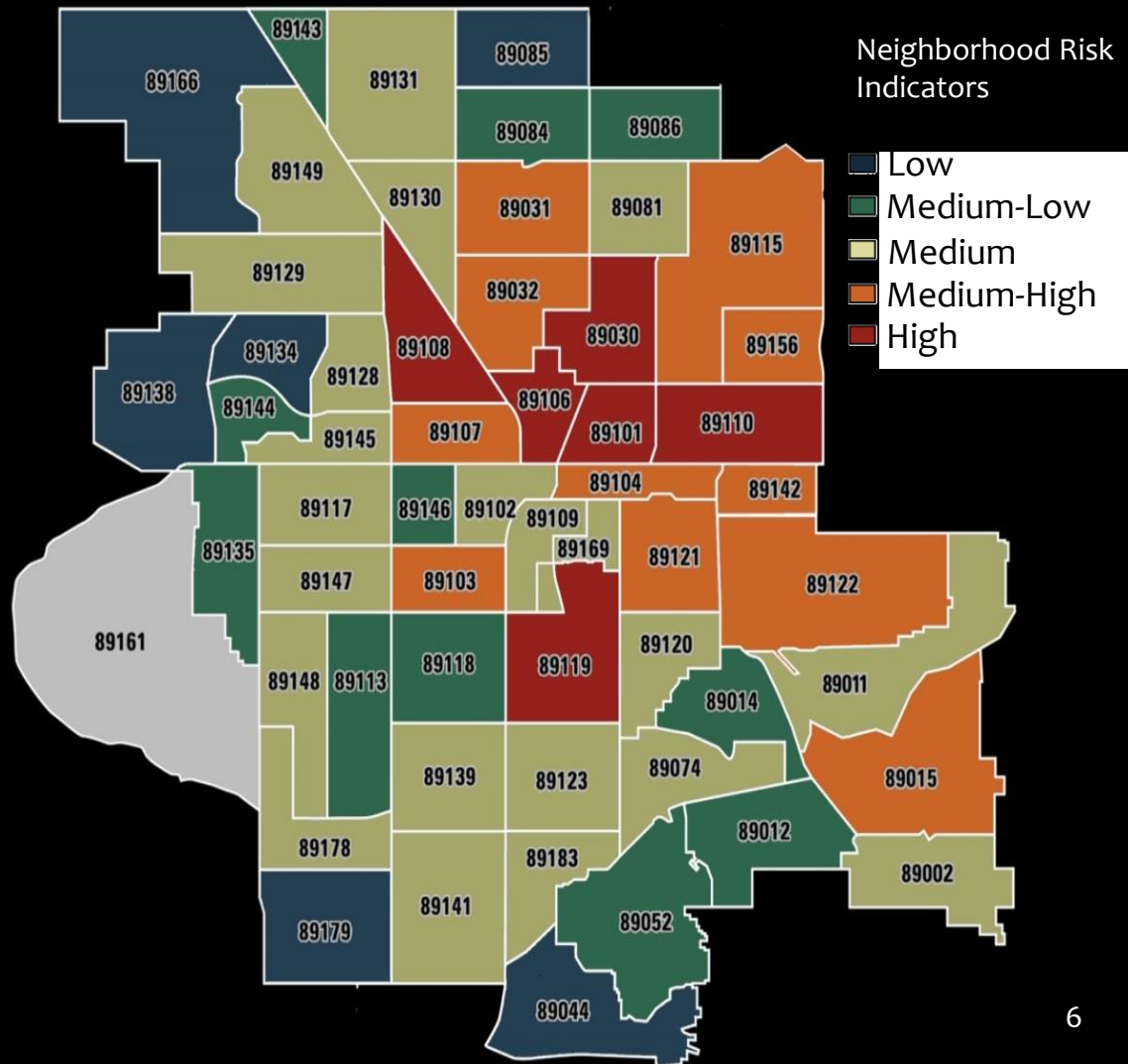
89104 – 2.83% (CC)

89119 – 2.38% (CC)

89109 – 2.24% (CC)

89110 – 1.96% (CC)

89103 – 1.82% (CC)



*89101 & 89106 HAVE A HIGH CONCENTRATION OF SOCIAL SERVICES AND TREATMENT FACILITIES

TOP ZIP CODES AT ADMISSION



3rd Quarter
(Jan/Feb/Mar)
2013-14 (n=779)

*89101 – 42.88% (CLV)

89102 – 3.50% (CLV)

*89106 – 3.59% (CLV)

89119 – 3.47% (CC)

89107 – 2.31% (CLV)

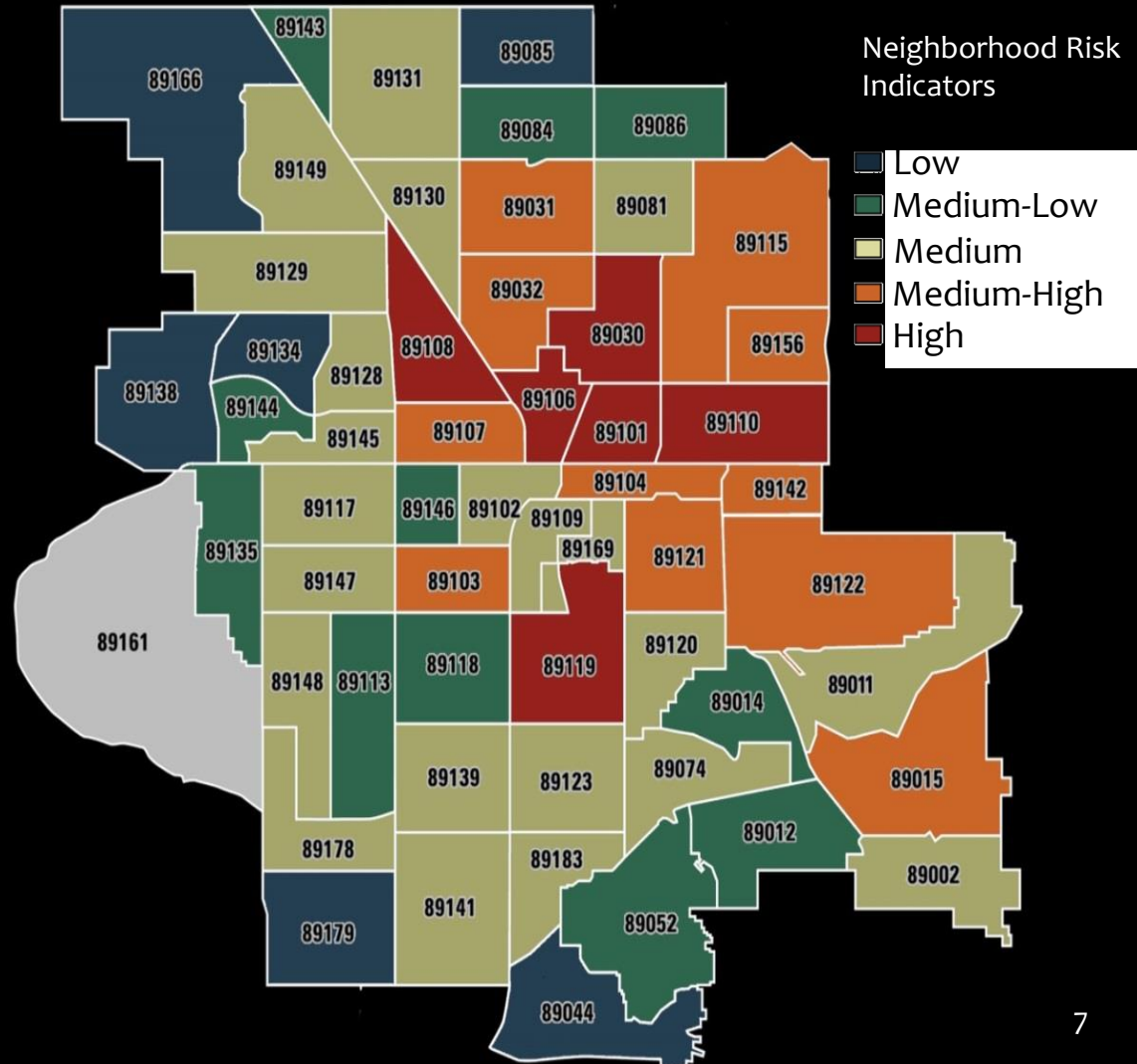
89104 – 2.83% (CC)

89108 – 2.18% (CLV)

89121 – 2.05% (CC)

89015 – 1.80% (COH)

89030 – 1.80% (NLV)



*89101 & 89106 HAVE A HIGH CONCENTRATION OF SOCIAL SERVICES AND TREATMENT FACILITIES

SOCIO-ECONOMIC FACTORS



CATEGORY	FY 2012-13 (n= 3,768)	1 st Quarter – 2013-14 (n = 796)	2 nd Quarter – 2013-14 (n=715)	3 rd Quarter – 2013-14 (n=779)
Homeless	27.04%	39.24%	37.48%	35.56%
Unemployed	89.54%	92.66%	92.87%	92.17%
Living Below Federal Poverty Level	89.30%	92.28%	92.87%	92.17%

REFERRAL SOURCE

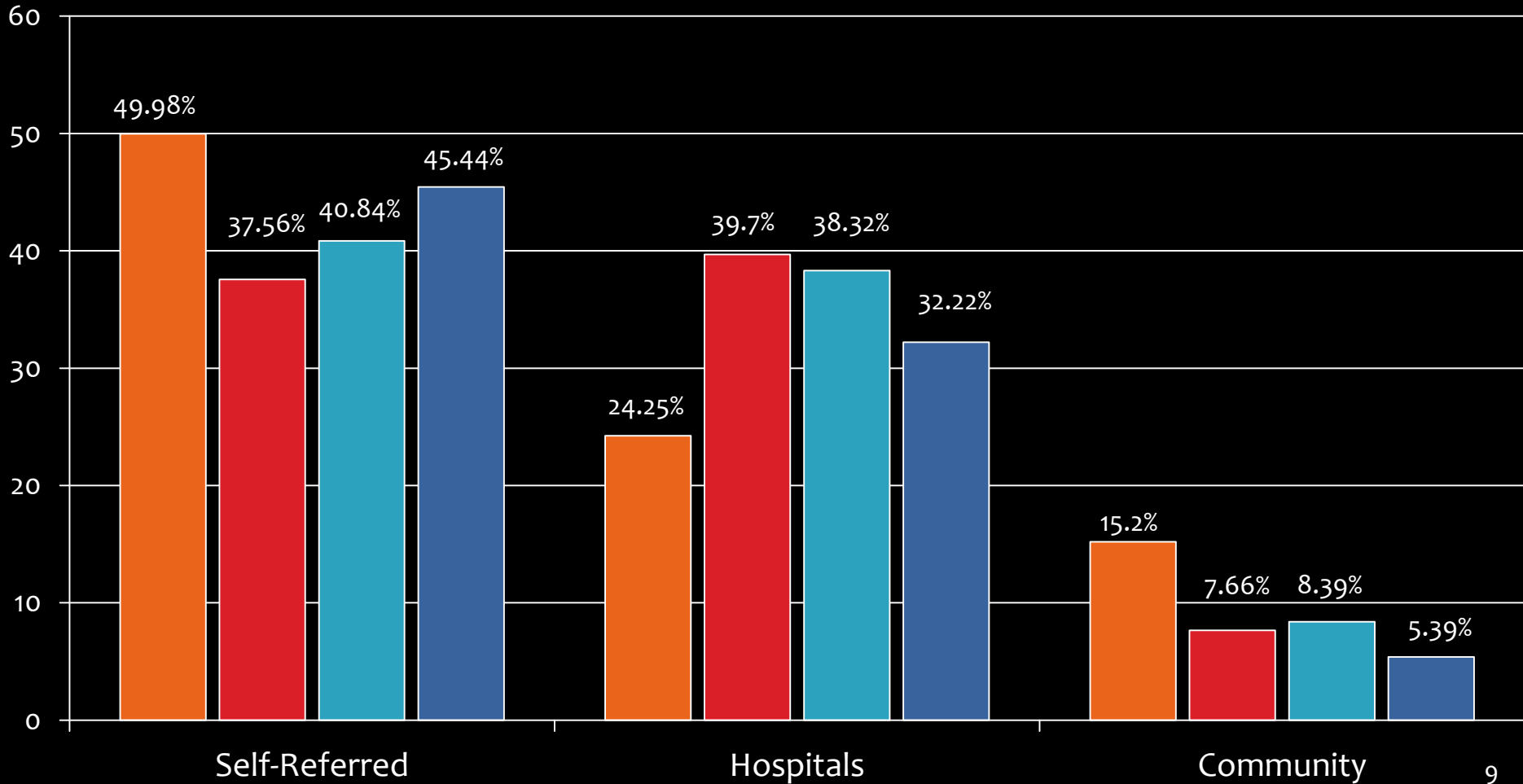


FY 12/13 (n=3,768)

1st Qtr (July/Aug/Sept) 13/14 (n=796)

2nd Qtr (Oct/Nov/Dec) 13/14 (n=715)

3rd Qtr (Jan/Feb/Mar) 13/14 (n=779)



REFERRAL SOURCE

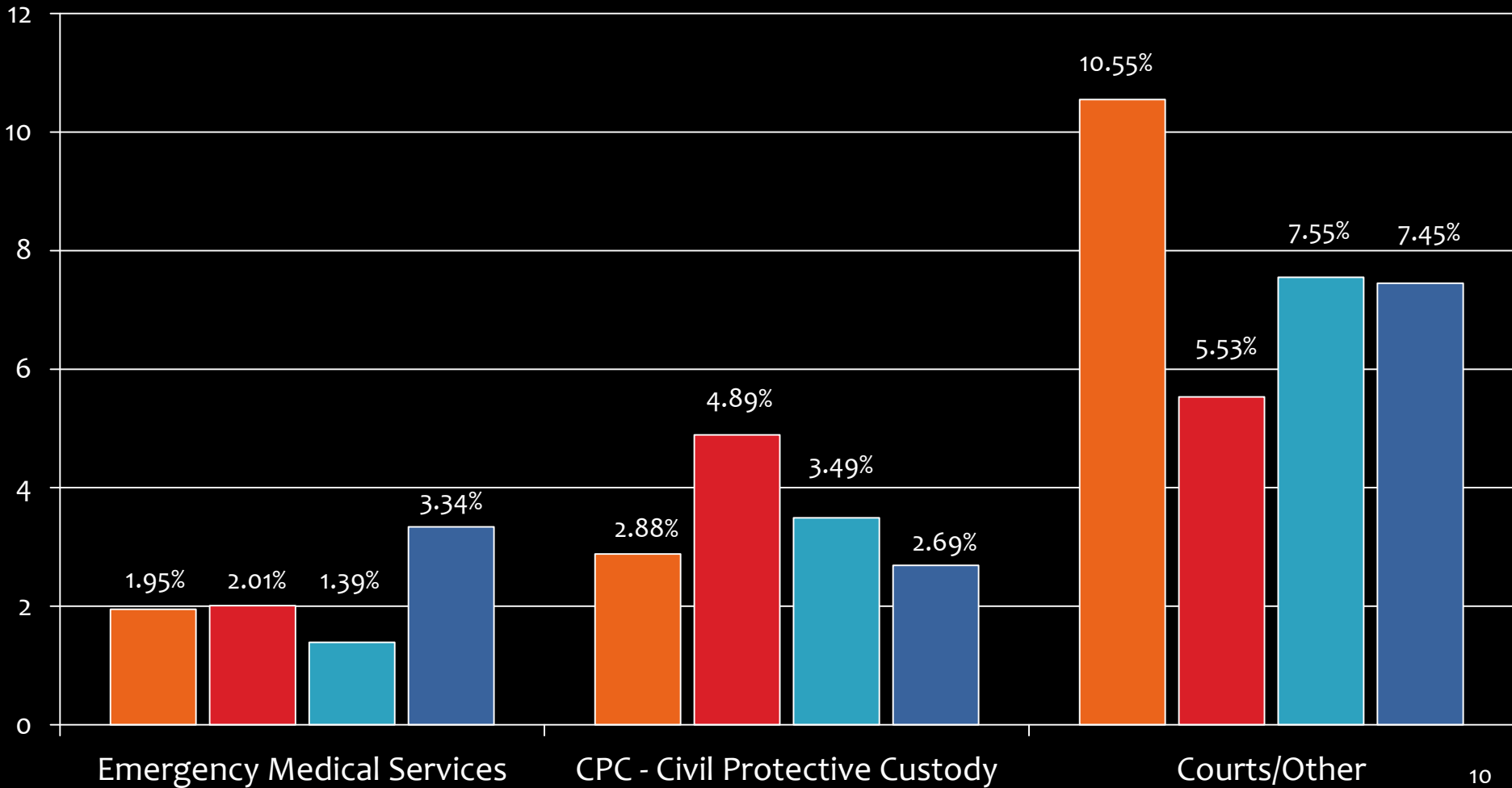


■ FY 12/13 (n=3,768)

■ 1st Qtr (July/Aug/Sept) 13/14 (n=796)

■ 2nd Qtr (Oct/Nov/Dec) 13/14 (n=715)

■ 3rd Qtr (Jan/Feb/Mar) 13/14 (n=779)



HOSPITAL REFERRALS

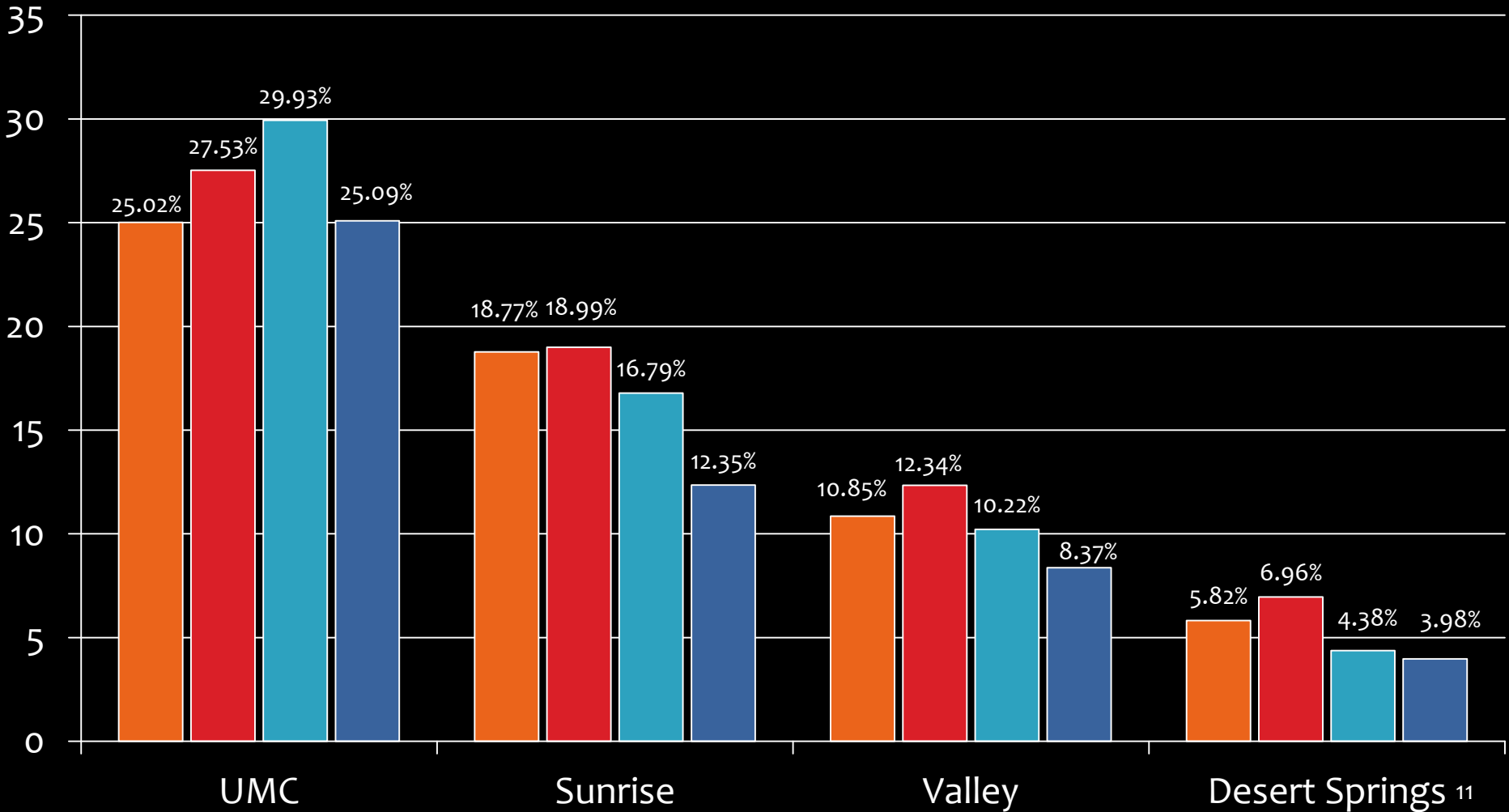


FY 12/13 (n=1,068)

1st Qtr (July/Aug/Sept) 13/14 (n=324)

2nd Qtr (Oct/Nov/Dec) 13/14 (n=274)

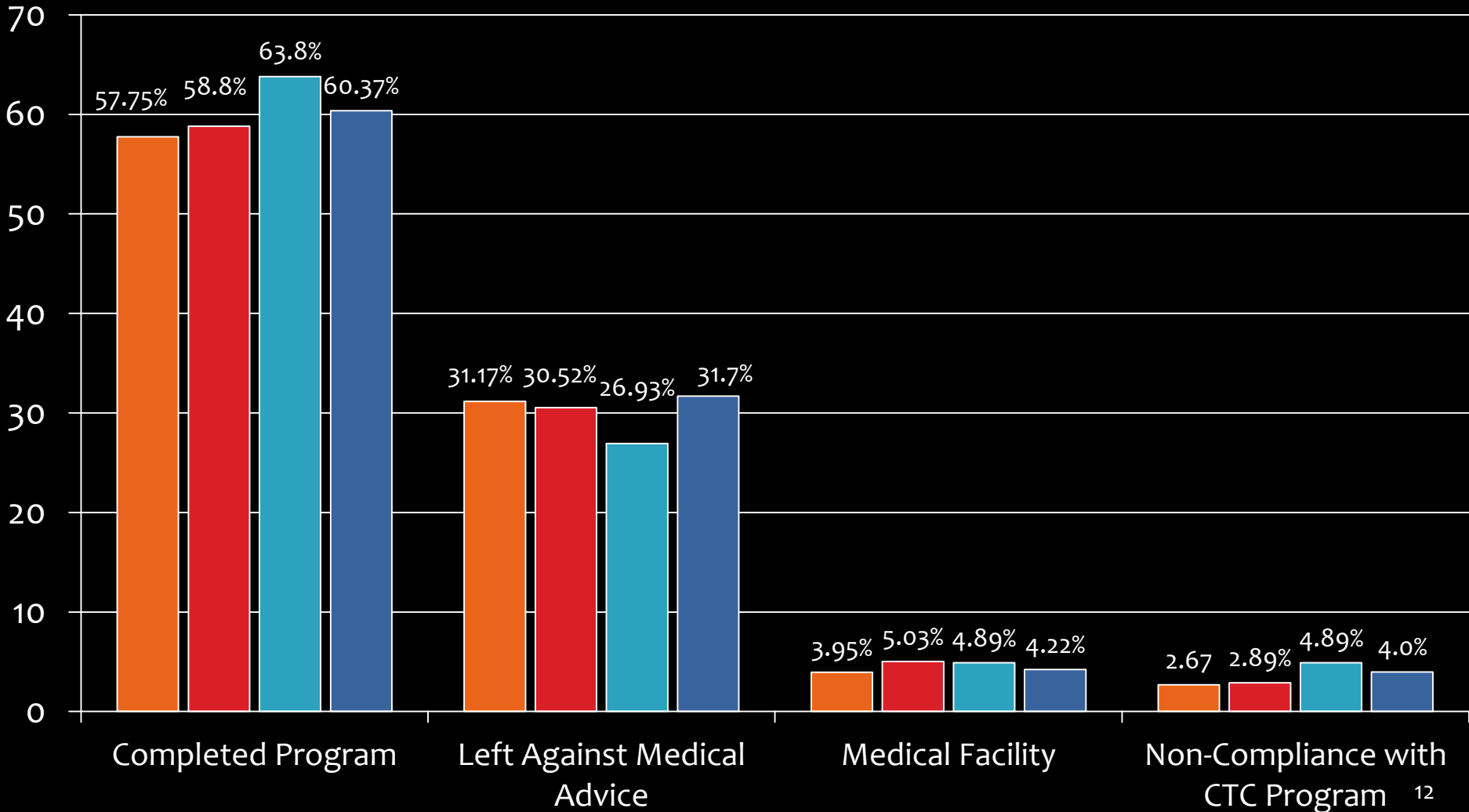
3rd Qtr (Jan/Feb/Mar) 13/14 (n=251)



DISCHARGE REASON



■ FY 12/13 (n=3,762) ■ 1st Qtr (July/Aug/Sept) 13/14 (n=770)
■ 2nd Qtr (Oct/Nov/Dec) 13/14 (n=694) ■ 3rd Qtr (Jan/Feb/Mar) 13/14 (n=757)

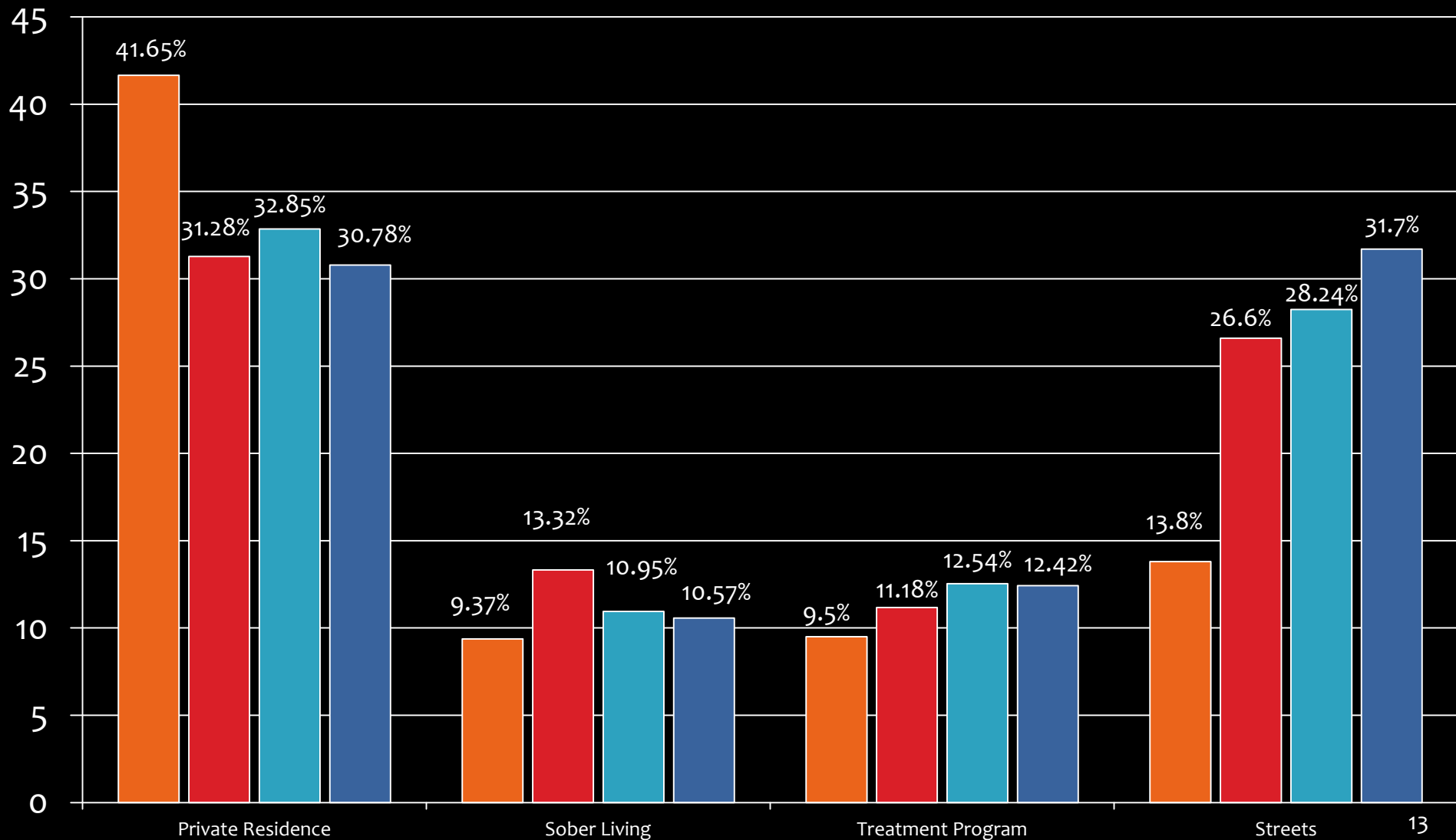


DISCHARGE PLACEMENTS



FY 12/13 (n=3,762)

1st Qtr (July/Aug/Sept) 13/14 (n=770)

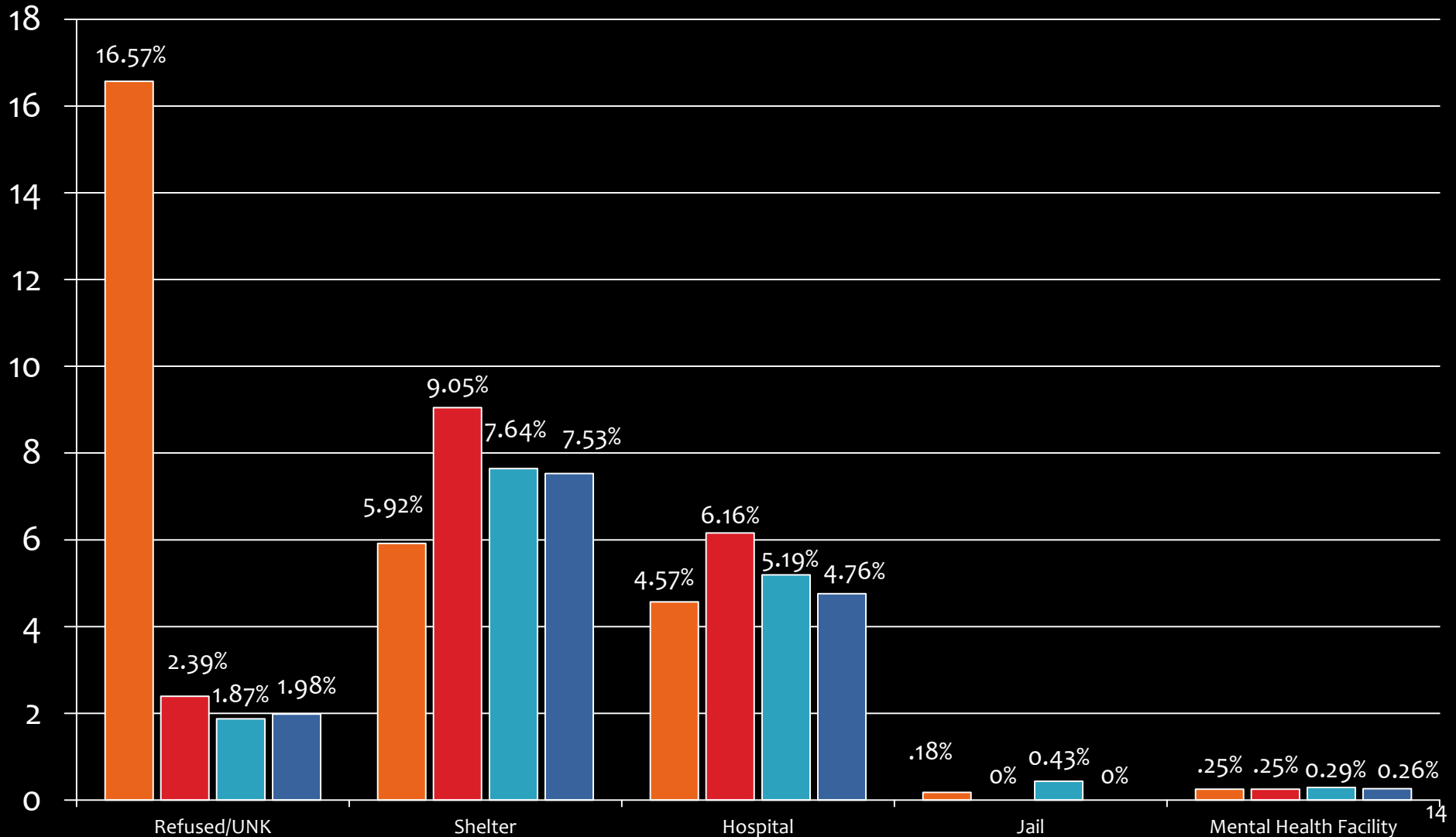


DISCHARGE PLACEMENTS



■ FY 12/13 (n=3,762)

■ 1st Qtr (July/Aug/Sept) 13/14 (n=770)



PRIMARY DRUG OF CHOICE



CATEGORY	FY 12/13 (n = 3,768)	1 st Quarter – 13/14 (n = 796)	2 nd Quarter – 13/14 (n=715)	3 rd Quarter – 13/14 (n= 779)
Alcohol	41%	43%	48%	44%
Heroin	21%	18%	20%	21%
Methamphetamine	11%	11%	13%	12%
Other Opiates/Sedatives	8%	6%	8%	7%
Alprazolam (Xanax)	3%	5%	5%	6%
Crack-Cocaine	2%	11%	1%	2%
Cocaine	1%	.75%	2%	1%
Marijuana	.4%	.38%	.28	1%

MENTAL HEALTH ASSESSMENTS



- *Total Number of Psychiatric Evaluations Completed --*
 - FY 2012-13: **264**
 - 1st Quarter (July/August/Sept) 2013-14: **89**
 - 2nd Quarter (July/August/Sept) 2013-14: **85**
 - 3rd Quarter (Jan/Feb/Mar) 2013-14: **74**
- *Number of Clients Placed on Legal Holds --*
 - FY 2012-13: **19**
 - 1st Quarter (July/August/Sept) 2013-14: **3**
 - 2nd Quarter (Oct/Nov/Dec) 2013-14: **5**
 - 3rd Quarter (Jan/Feb/Mar) 2013-14: **7**
- *Number of Duplicated Clients --*
 - FY 2012-13: **680**
 - 1st Quarter (July/August/Sept) 2013-14: **81**
 - 2nd Quarter (Oct/Nov/Dec) 2013-14: **90**
 - 3rd Quarter (Jan/Feb/Mar) 2013-14: **102**

PRIMARY MENTAL HEALTH DIAGNOSES

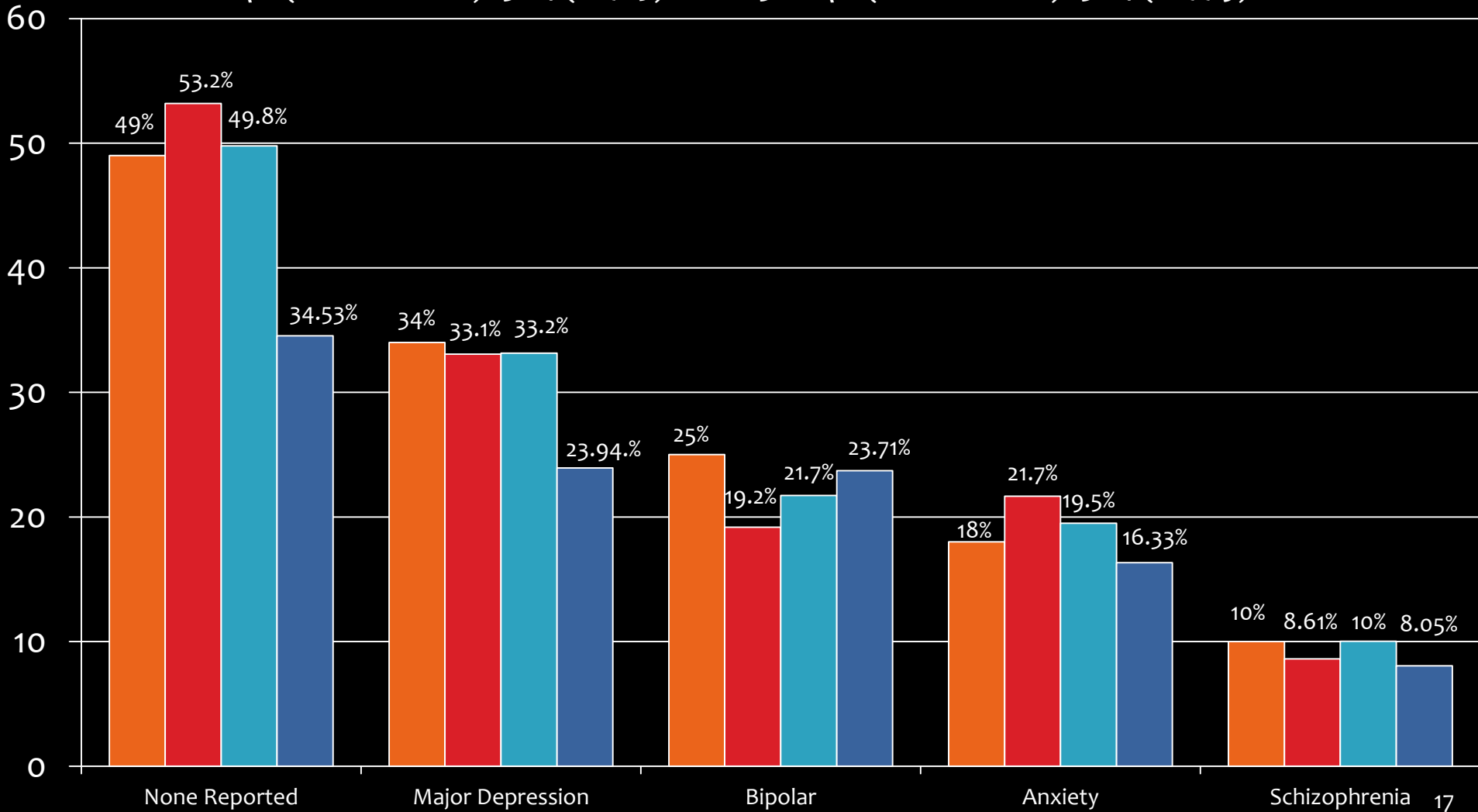


FY 12/13 (n=3,768)

1st Qtr (July/Aug/Sept) 13/14 (n=796)

2nd Qtr (Oct/Nov/Dec) 13/14 (n=715)

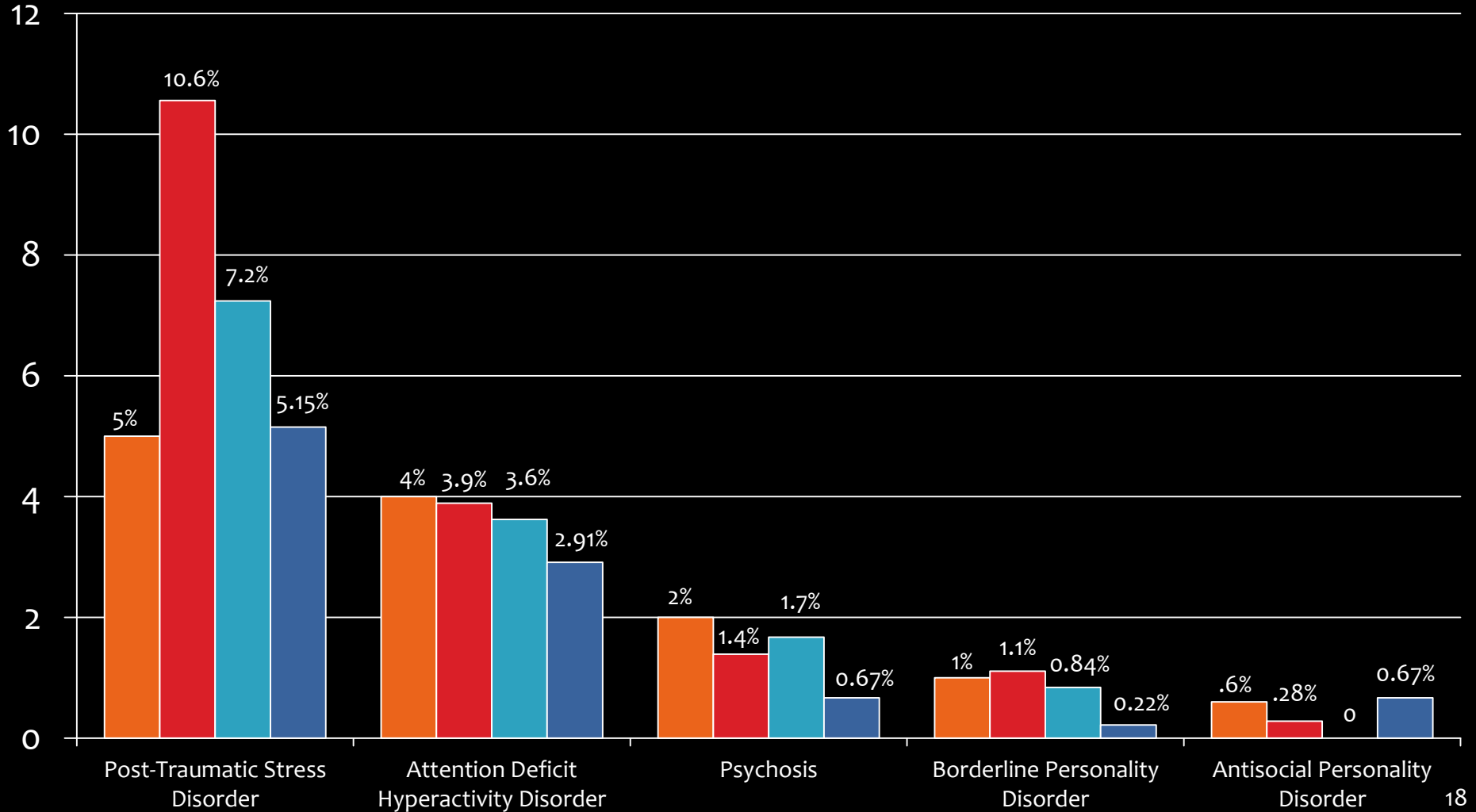
3rd Qtr (Jan/Feb/Mar) 13/14 (n=779)



PRIMARY MENTAL HEALTH DIAGNOSES



■ FY 12/13 (n=3,768) ■ 1st Qtr (July/Aug/Sept) 13/14 (n=796)
■ 2nd Qtr (Oct/Nov/Dec) 13/14 (n=715) ■ 3rd Qtr (Jan/Feb/Mar) 13/14 (n=779)



MENTAL HEALTH DATA



- *Client Reported Recent Placement on a Legal Hold --*
 - *FY 2012-13: **252***
 - *1st Quarter (July/August/Sept) 2013-14 : **101***
 - *2nd Quarter (Oct/Nov/Dec) 2013-14: **95***
 - *3rd Quarter (Jan/Feb/Mar) 2013-14: **74***
- *Client Reported Current Connection to SNAMHS --*
 - *FY 2012-13: **673***
 - *1st Quarter (July/August/Sept) 2013-14: **159***
 - *2nd Quarter (Oct/Nov/Dec) 2013-14: **169***
 - *3rd Quarter (Jan/Feb/Mar) 2013-14: **173***



MENTAL HEALTH DATA

- Transported to SNAMHS during stay --
 - FY 2012-13: **31**
 - 1st Quarter (July/August/Sept) 2013-14: **6**
 - 2nd Quarter (Oct/Nov/Dec) 2013-14: **20**
 - 3rd Quarter (Jan/Feb/Mar) 2013-14: **6**

AGENCY	FY 2012-13 (n=882)	1 st Quarter 2013-14 (n=206)	2 nd Quarter 2013-14 (n=197)	3 rd Quarter 2013-14 (n=443)
SNAMHS	73%	98.06%	98.98%	99.32%
“Other”	26%	0%	0%	0%
Montevista	.7%	0%	.5%	.23%
Seven Hills	.7%	1.94%	.5%	.23%
Mohave	.1%	0%	0%	.23%

QUESTIONS??

THANK YOU FOR YOUR ONGOING
SUPPORT AND INTEREST IN THE WESTCARE
COMMUNITY TRIAGE CENTER

