



CCSD Title I HOPE

**Homeless Outreach Program for Education
Clark County School District**

Phone: (702)855-6682

Fax: (702)855-6667

*Serving students lacking a fixed, regular,
and adequate nighttime residence.*

Mission Statement

The Title I Homeless Outreach Program for Education of the Clark County School District works to remove barriers for homeless students to enroll in school and educate school personnel, parents and unaccompanied youth of the educational options under McKinney-Vento federal law.



The McKinney-Vento Homeless Assistance Act

Defines children and youth who lack a *fixed, regular, and adequate* nighttime residence as homeless.

Includes the following:



Living with friends because of economic hardship



Living in a motel, hotel, or RV park



Living in a shelter



Living in a car, park, campsite or on the street

Unaccompanied Homeless Youth

How does the McKinney-Vento Act define UHY?

- Youth that are experiencing homelessness while not in the physical custody of a parent or guardian
- Lacking a fixed, regular, and adequate nighttime residence

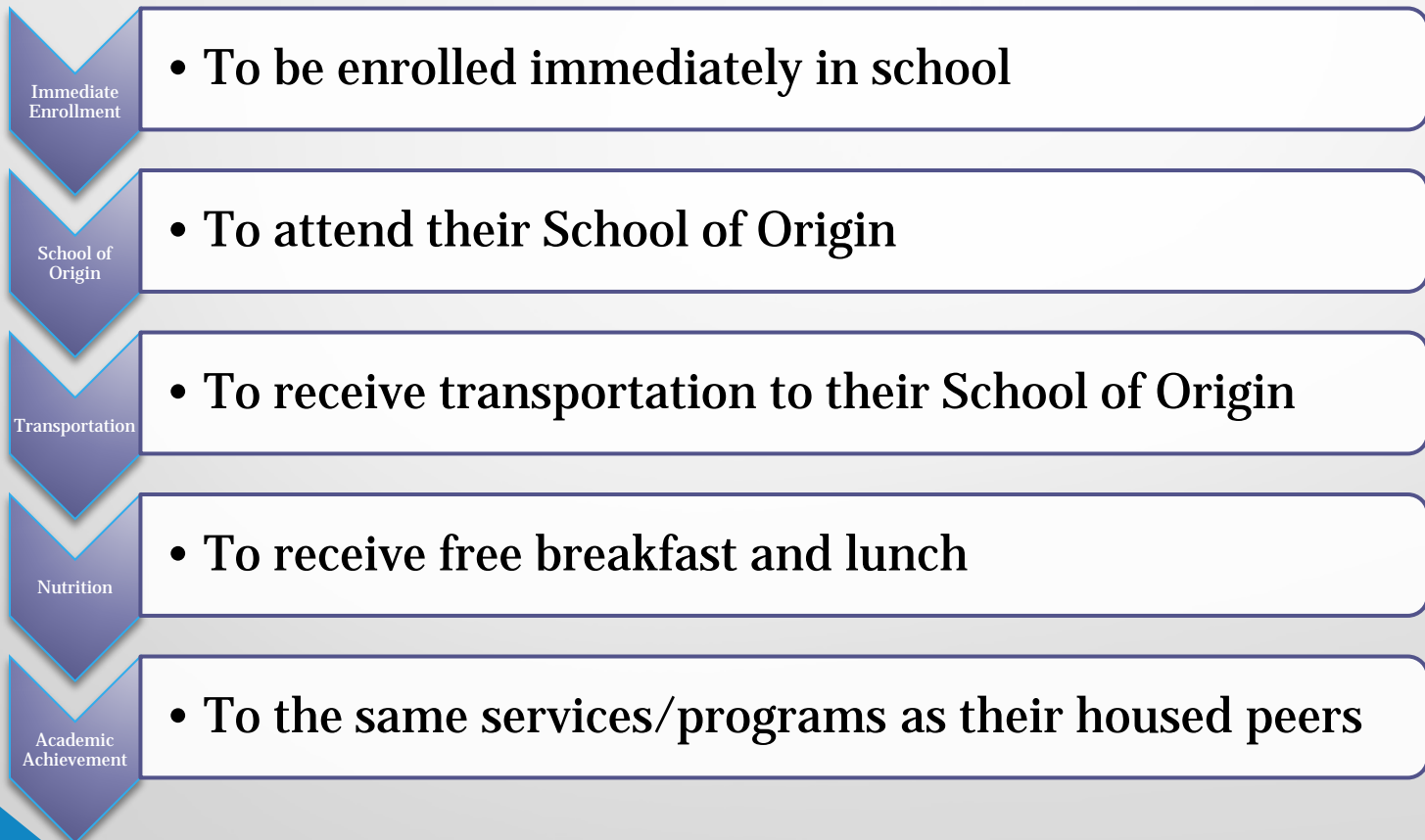
Where do UHY live?

- In a variety of temporary, often unsafe, situations
- Often couch-surfing (staying in the homes of other people)
- May also be found living in cars, parks, shelters, and motels

What is the school's responsibility?

- To enroll and educate UHY in accordance with the McKinney-Vento Act
- To determine program eligibility based solely on the current nighttime living arrangement, not the circumstances that caused him/her to leave home

The McKinney-Vento Act provides homeless students the right:



School of Origin

What is School of Origin?

- School of origin is defined as the school the child or youth attended when permanently housed or the school in which the child or youth was last enrolled.

How long may a student attend a school of origin?

- A homeless student may attend a school of origin for the entire duration of the homelessness or until the end of any school year in which the student becomes permanently housed

How is placement determined?

- Students wishing to attend School of Origin must submit a request to the HOPE office.
- The placement of students experiencing homelessness will be based on the student's best interest.

Homelessness and Education

Research and data indicate that experiencing homelessness can have significant negative impacts on children academically, socially, and emotionally.

Homeless students:

- experience greater school mobility, which can cause interruptions to a child's education and is associated with lower school achievement and increased risk of dropping out of school.
- are at a greater risk of being chronically absent
- face significant gaps in graduation rates

CCSD

2017-2018

- **5th largest school district**
- **358 Schools (not including 5 district sponsored charter schools)**
- **321, 648 students enrolled**
- **42,342 employees***

*Includes full-time, part-time, temporary and substitutes

Title I HOPE Staff

Administrators

- School Based
- Community Based

Licensed Staff

- Project Facilitators

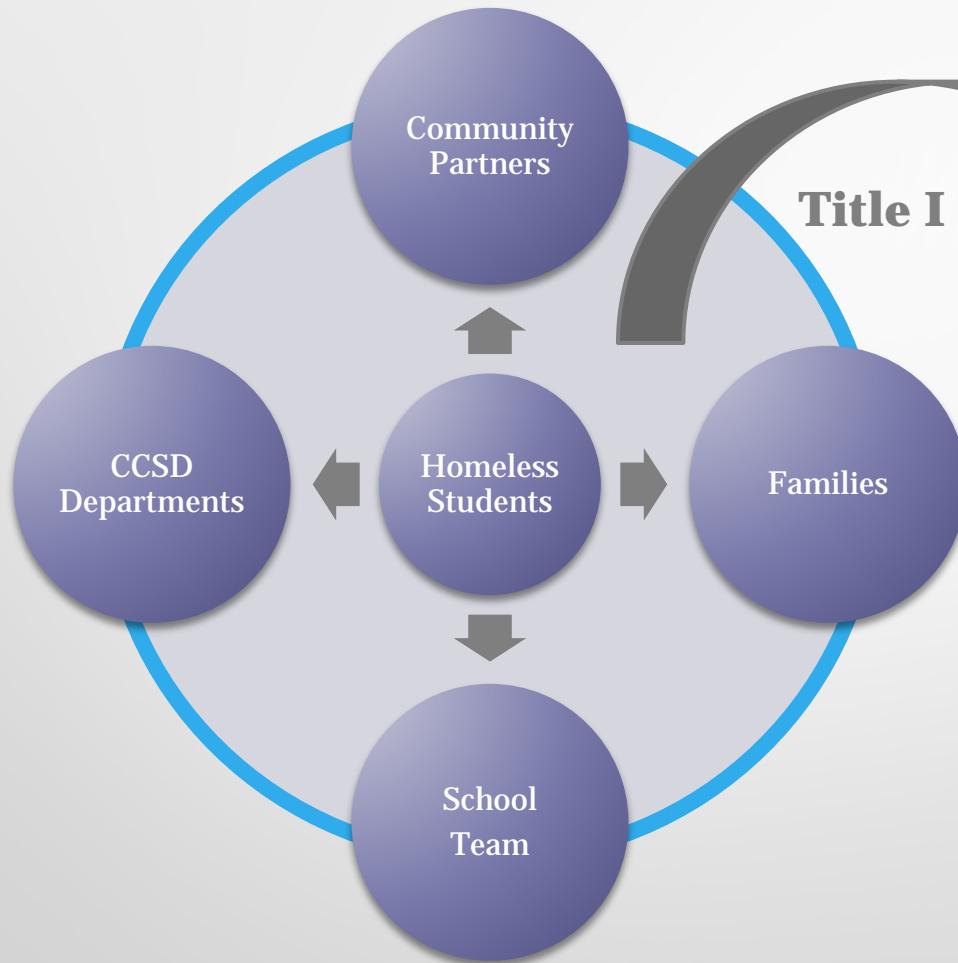
Support Staff

- Secretaries
- Student Success Advocates
- Inventory Control

Identifying Students

- Families/students self identify during on line registration
- School staff can assist in identifying students
- Procedures in place to identify students during the school year

Supporting Student Success




Title I HOPE

- Basic needs
- Access to information
- Stability
- Opportunity

Title I HOPE Services:

- Emergency Clothing
- Backpacks or School Supplies and Toiletries
- Out of State or Informational Birth Certificates
- Cap & Gown
- Academic Dues/Fees



Title I HOPE Projects:

- Donations/Drives
- Early Childhood Referrals
- Operation School Bell
- Shelter Collaboration
- Summer School Support
- Unaccompanied Homeless Youth
- Mini-Conference
- Professional Development



CCSD HOPE Data

May, 2018

By School Type:	Current Month	Year-to-Date Total
Elementary School	39	8,235
Middle School	10	3,316
High School	16	3,465
	65	15,016

By Homeless Coding:	Current Month	Year-to-Date Total
D: Doubled Up	27	11,608
HM: Hotels/Motels	14	2,066
S: Shelters/Transitional Housing/Awaiting Foster Care	17	1,160
U: Unsheltered	7	182
	65	15,016

Graduation Data:	Current Month	Year-to-Date Total
12th Graders	22	813

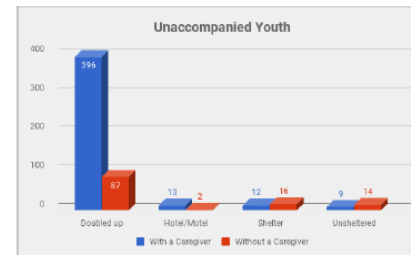
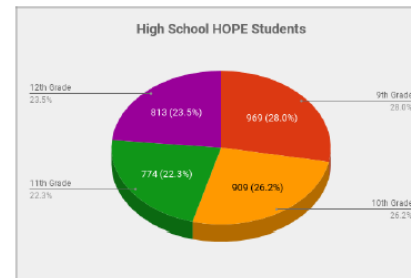
Unaccompanied Youth:	Current Month	Year-to-Date Total
Elementary School	1	69
Middle School	1	69
High School	13	411
	15	549

Unaccompanied Youth:	Current Month	Year-to-Date Total
With a Caregiver	6	430
Without a Caregiver	9	119
	15	549

Early Childhood	Current Month	Year-to-Date Total
Pre-K Students	7	463

Totals	Current Month	Year-to-Date Total
2017-2018 Totals	65	15,016
2016-2017 Totals		10,866
2015-2016 Totals		14,598
2014-2015 Totals		11,253
2013-2014 Totals		9,284

**Title I HOPE
Monthly Statistics
May 2018**



Chapin Hall Statistics

Particular subpopulations are at higher risk for homelessness



346%

Youth with less than a high school diploma or GED had a 346% higher risk

162%

Youth reporting annual household income of less than \$24,000 had a 162% higher risk

83%

Black or African American youth had an 83% higher risk

120%

LGBT youth had a 120% higher risk

33%

Hispanic, non-White youth had a 33% higher risk

200%

Unmarried parenting youth had a 200% higher risk





Questions?