



Homelessness in Southern Nevada

2020 Homeless Point-In-Time Count & Survey

Every year during the last 10 days of January, communities across the country conduct comprehensive counts of the local homeless populations in order to measure the prevalence of homelessness in each local Continuum of Care.

The 2020 Southern Nevada Point-in-Time Count was a community-wide effort conducted on January 28, 2020. The entire county was canvassed by teams of volunteers. A survey was administered the day and night of the count to persons experiencing homelessness in order to profile their experience and characteristics.

5,283

Total number of persons experiencing homelessness



66%

Unsheltered

34%

Sheltered

Subpopulations

94% Single Adults

5% Families with Children

9% Unaccompanied Youth

14% Veterans

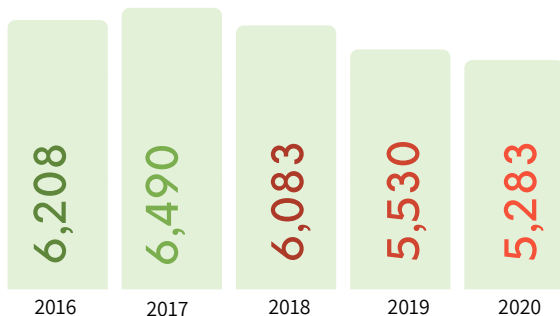
*These groups are not mutually exclusive

13,076

will experience homelessness in our community at some point this year

4% decrease in the number of individuals counted during the PIT census between 2019 and 2020

Total Number of Individuals Counted During the PIT Census



Survey Results

47%

of people experiencing homelessness for the first time lost their housing because they could no longer afford it

Top Barriers to Job and/or Housing Stability

1 Limited Affordable Housing

2 Illness or Medical Problems

3 Alcohol or Drug Abuse

4 Mental Health Issues

40%

of survey respondents self reported 1 or more disabling conditions

(Multiple response question)



Substance Abuse

49%



Mental Health

44%



Physical/Medical

40%



Developmental

16%



HIV/AIDS

1.3%

Developed in partnership with



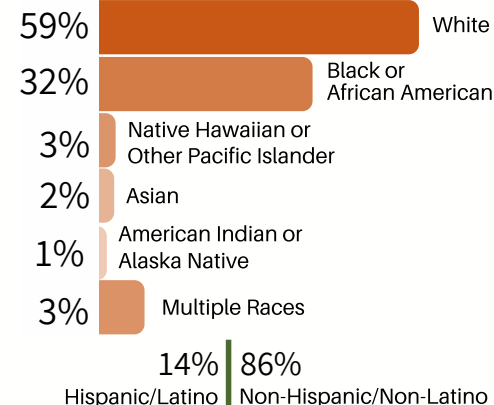
2020 Southern Nevada Point-In-Time Results

59%

of available beds were occupied during the night of the census.

5,283

People were experiencing homelessness in Southern Nevada on January 28, 2020



66%

3,461

were unsheltered

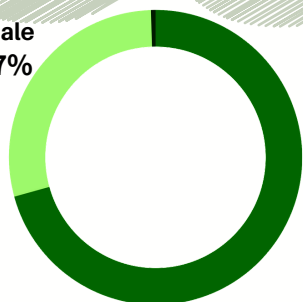
34%

1,822

were sheltered

Transgender
.2%

Female
28.7%



Male
71.1%

4%

192

in tunnels

58%

3,058

on the street, outdoors, vehicles, desert, encampments

4%

211

Courtyard Resource Center

24%

1,273

in Emergency Shelter

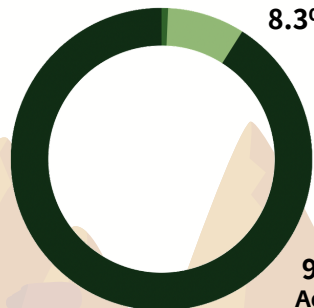
10%

549


in Transitional Housing/Safe Haven

Children (Under 18)
.7%

Transition Aged Youth (18-24)
8.3%



91%
Adults (Over 24)



270

individuals were in Families with Children



489

individuals were unaccompanied youth and young adults



734

individuals were Veterans