

Southern Nevada CoC Homelessness Diversion Pilot: Findings and Recommendations

Katherine Marçal, PhD, MSW
Assistant Professor of Social Work
University of Nevada, Las Vegas

December 10, 2020



Help Hope Home
Ending Homelessness In Southern Nevada

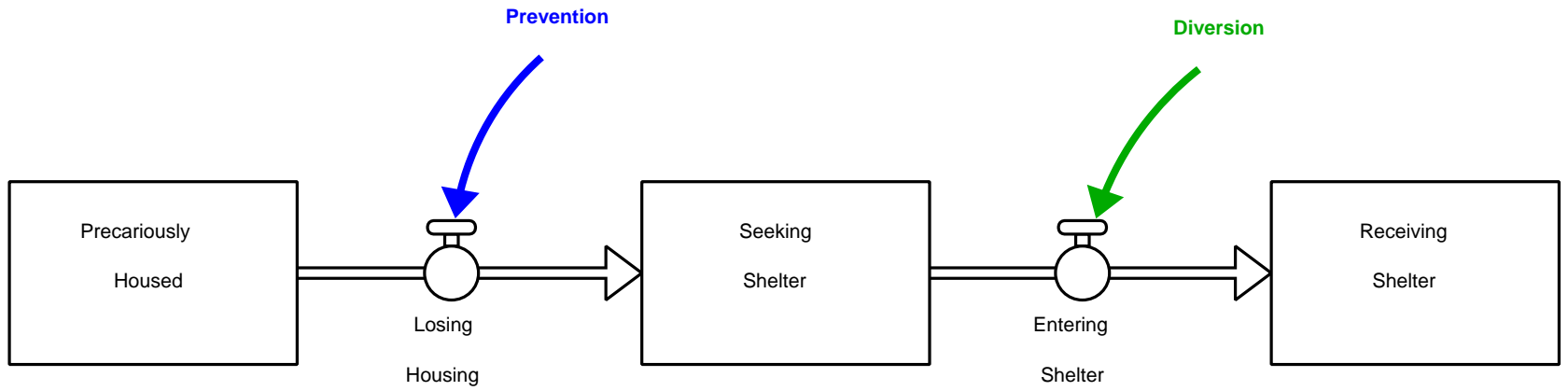
UNLV

Prevention	Diversion
Can include financial or non-financial assistance	Can include financial or non-financial assistance
Prevents homeless system entry	Prevents homeless system entry
Occurs before client loses housing	Occurs at time client seeks shelter
Requires identification of housed households at-risk for homelessness	Creative “problem-solving” conversation



Help Hope Home
Ending Homelessness In Southern Nevada

UNLV



Help Hope Home
Ending Homelessness In Southern Nevada

UNLV

- 1) Do Diversion and Prevention families look similar on key demographics?

- 2) Do Diversion and Prevention families look similar on key housing outcomes?
 - Days enrolled in services
 - Exited to stable housing?

- 3) Do we expect quicker and more stable exits among Diversion families compared to Prevention families?

1) Do Diversion and Prevention families look similar on key demographics?

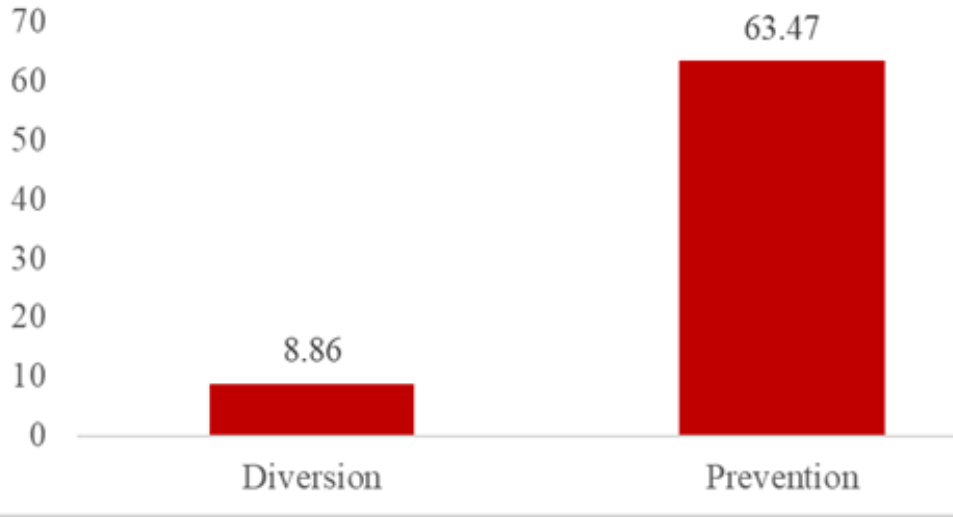
Table 1. Descriptive information for families in diversion and prevention services October 2019 – June 2020

	Diversion (N = 44)	Prevention (N = 508)	
	M (SD)	M (SD)	t
Age	37.61 (8.92)	36.16 (8.56)	-1.08
Household Size	3.61 (1.77)	3.31 (1.36)	-1.4
	N (%)	N (%)	χ^2
Gender			0.21
Female	37 (84.09)	419 (82.48)	
Male	7 (15.91)	86 (16.93)	
Other/Non-binary	0 (0.00)	2 (0.39)	
Race			5.35
Black	25 (59.52)	303 (66.59)	
White	13 (30.95)	125 (27.47)	
Asian	0 (0.00)	10 (2.20)	
American Indian/Alaska Native	0 (0.00)	1 (0.22)	
Native Hawaiian/Pacific Islander	2 (4.76)	6 (1.32)	
Multi-Racial	2 (4.76)	10 (2.20)	
Ethnicity			0.02
Non-Hispanic/Non-Latino	35 (79.55)	407 (81.56)	
Hispanic/Latino	9 (20.45)	92 (18.44)	
Veteran	1 (2.27)	20 (3.99)	0.03

Prevention and Diversion families looked similar on key demographics before service delivery

2) Do Diversion and Prevention families look similar on key housing outcomes?

Days Enrolled per Episode



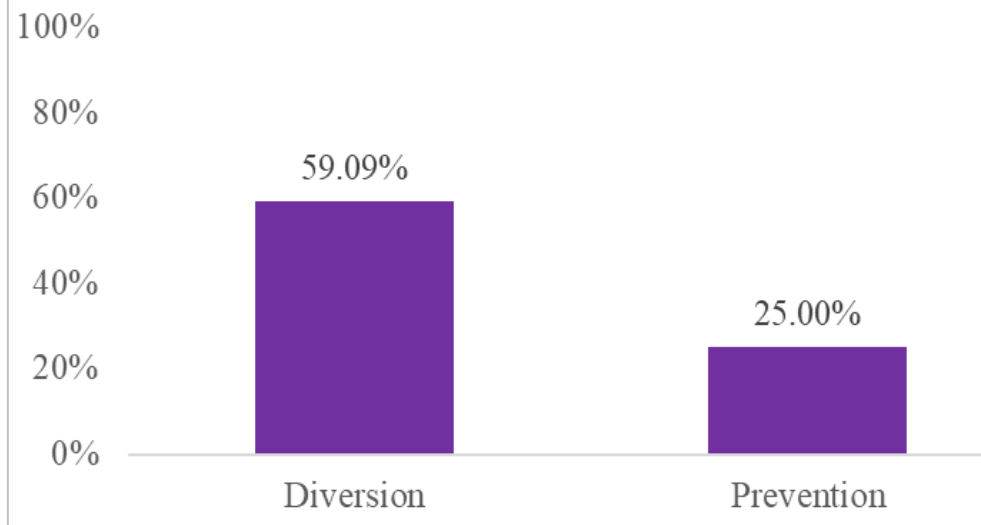
On average, diversion families spent **9 days** enrolled in services vs. **63 days** for prevention families



Nearly **60% of diversion families** exited to stable housing compared to **1 in 4 prevention families**



Proportion of Exits to Stable Housing




3) Do we expect quicker and more stable exits among Diversion families compared to Prevention families?

Table 2. Results of negative binomial model predicting total days enrolled in services

	IRR
Intercept	32.39***
Age	1.01
Gender (<i>reference = Female</i>)	
Male	1.28*
Other/Non-Binary	2.26
Race (<i>reference = Black</i>)	
White	0.69***
Other/Mixed	0.75
Ethnicity (<i>reference = non-Latino/a</i>)	1.32
Veteran Status (<i>reference = non-Veteran</i>)	0.81
Household Size	1.13***
Entry Number	1.04
Diversion	0.11***

Diversion was associated with an 89% reduction in the number of days enrolled in services



***p < 0.001, **p < 0.01, *p < 0.05

If a family **spent 60 days in prevention services...**


...we would expect the same family to spend about **one week in Diversion services**

UNLV

Table 3. Results of logistic regression predicting exit to stable housing

	OR
<i>Intercept</i>	0.882
Age	0.99
Gender (<i>reference = Female</i>)	
Male	0.80
Other/Non-Binary	0.00
Race (<i>reference = Black</i>)	
White	1.40
Other/Mixed	1.38
Ethnicity (<i>reference = non-Latino/a</i>)	1.09
Veteran Status (<i>reference = non-Veteran</i>)	0.84
Household Size	0.81*
Entry Number	1.03
Diversion	4.70***

Diversion was associated with a nearly five-fold increase in the likelihood of exiting to stable housing compared to Prevention



***p < 0.001, **p < 0.01, *p < 0.05

Compared to Prevention families, Diversion families on average:

- Spent nearly 8 fewer weeks receiving services
- Were nearly 5x more likely to exit services to stable housing



Help Hope Home
Ending Homelessness In Southern Nevada

UNLV

Limitations

- Relatively small sample size
- Limited data; Prevention and Diversion families are likely not exactly the same
- COVID

Next Steps

- Deeper dive into how prevention and diversion families differ
- Longitudinal analysis
 - Do diversion families return to services?
- Qualitative data from clients and providers
 - How and why does diversion work? What can we take from Diversion and apply to other areas?

Acknowledgements

- Michele Fuller-Hallauer, Kelly Robson, and the Diversion Working Group
- Mike Reed, Bitfocus