



Homelessness in Southern Nevada

2021 Homeless Point-In-Time Count & Survey

Every year during the last 10 days of January, communities across the country conduct comprehensive counts of the local homeless populations in order to measure the prevalence of homelessness in each local Continuum of Care.

The 2021 Southern Nevada Point-in-Time Count was a community-wide effort conducted on January 27, 2021. Due to the COVID-19 pandemic, this year's count required a change in methodology and a random sample of the County was canvassed by teams of service providers and outreach workers. A survey was administered the day and night of the count to persons experiencing homelessness in order to profile their experience and characteristics. The US Housing and Urban Development Department (HUD) has strongly recommended to view the 2021 Point-in-Time Count as a stand-alone data set. The findings should not be compared to prior or future PIT count numbers.

5,083

Total number of persons experiencing homelessness



55%

Unsheltered

45%

Sheltered

12,030

will experience homelessness in our community at some point this year

Subpopulations

93% Single Adults

6% Families with Children

6% Unaccompanied Youth

13% Veterans

*These groups are not mutually exclusive

COVID-19 Response

COVID-19 Precautions Taken In Administering Survey


Conducted by professional service providers and outreach workers

Sample of randomly selected areas were surveyed

Proper social distancing and COVID-19 protection protocols were observed

Community Efforts

450+ Non-Congregate Shelter Beds added



Over 1300 clients housed in non-congregate shelters between March 2020-January 2021



54%

of survey respondents self reported 1 or more disabling conditions

(Multiple response question)

Out of the 54% who self reported a disabling condition:



Substance Abuse

86%



Mental Health

68%



Physical/Medical

64%



Developmental

46%



HIV/AIDS

4%

Developed in partnership with



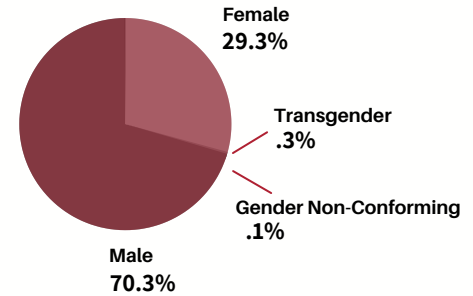
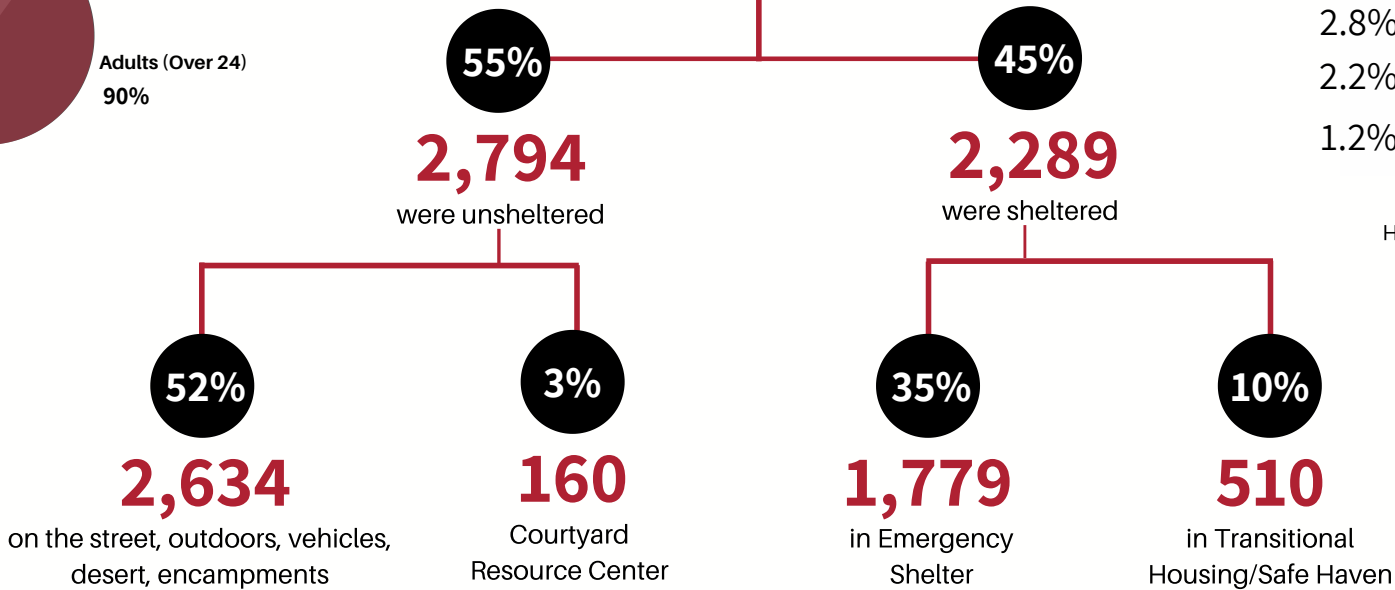
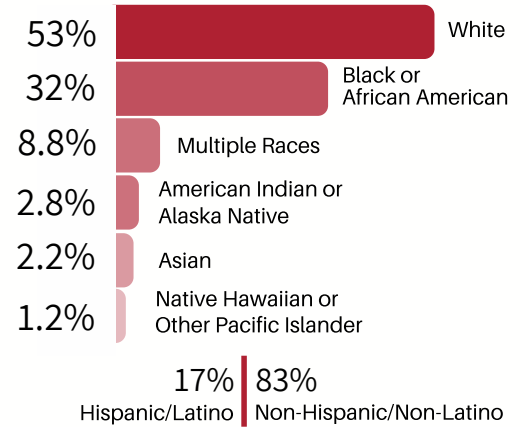
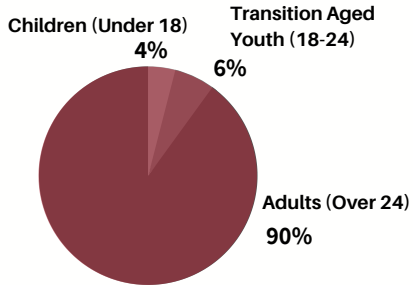


2021 Southern Nevada Point-In-Time Results

The 2021 Southern Nevada Point-in-Time Count was a community-wide effort conducted on January 27, 2021. Due to the COVID-19 pandemic, this year's count required a change in methodology and a random sample of the County was canvassed by teams of service providers and outreach workers. A survey was administered the day and night of the count to persons experiencing homelessness in order to profile their experience and characteristics. The US Housing and Urban Development Department (HUD) has strongly recommended to view the 2021 Point-in-Time Count as a stand-alone data set. The findings should not be compared to prior or future PIT count numbers.

5,083

People were experiencing homelessness in Southern Nevada on January 27, 2021



306 individuals were in Families with Children

304 individuals were unaccompanied youth and young adults

644 individuals were Veterans

Developed in partnership with

