



Coordinated Entry System Working Group

Help Hope Home

Ending Homelessness In Southern Nevada

Michele Fuller-Hallauer

Kelly Robson

Coordinated Entry System Working Group



Coordinated Entry System Working Group

Reports to the Southern Nevada Homelessness Continuum of Care Board

Membership consists of leadership from homeless service providers, local government agencies, and stakeholders representing subpopulations, assessment sites, matchers and outreach team implementing the Coordinated Entry system.

Every agency represented gets equal say about process/tools/changes.

Meets on monthly basis to review, modify and evaluate current processes.

Reviews and customizes assessment tools, as needed.

Evaluates system data, reasons for denial, racial disparities, efficacy of processes, etc.

Coordinated Entry Task Force

Reports to the Coordinated Entry Working Group

Membership consists of leaders and direct service staff from homeless service providers, local government agencies, and stakeholders representing subpopulations, assessment sites, matchers and outreach teams implementing the Coordinated Entry system.

Topics include case conferencing, matching concerns, vacancies, and location of referrals.

Meets on monthly basis to review, modify and evaluate current processes.

All participating assessment agencies are required to send representation to the monthly CE Task Force meetings.

Has included a focus on efforts for Operation Home!

Diversion Task Group

Reports to the Coordinated Entry Working Group

Membership consists of any stakeholder interested in the development and implementation of Diversion services as part of the CoC's Crisis Response System.

Completed a pilot for Families in 2019-2020

Would like to shift this to the Housing Problem Solving Task Group

Moving On Initiative

Reports to the Coordinated Entry Working Group

Developing the Self-Sufficiency Assessment to be used to assess when clients are ready to move on from their Permanent Housing Program.

When complete the Self-Sufficiency Assessment will be available in HMIS to all Permanent Housing providers.

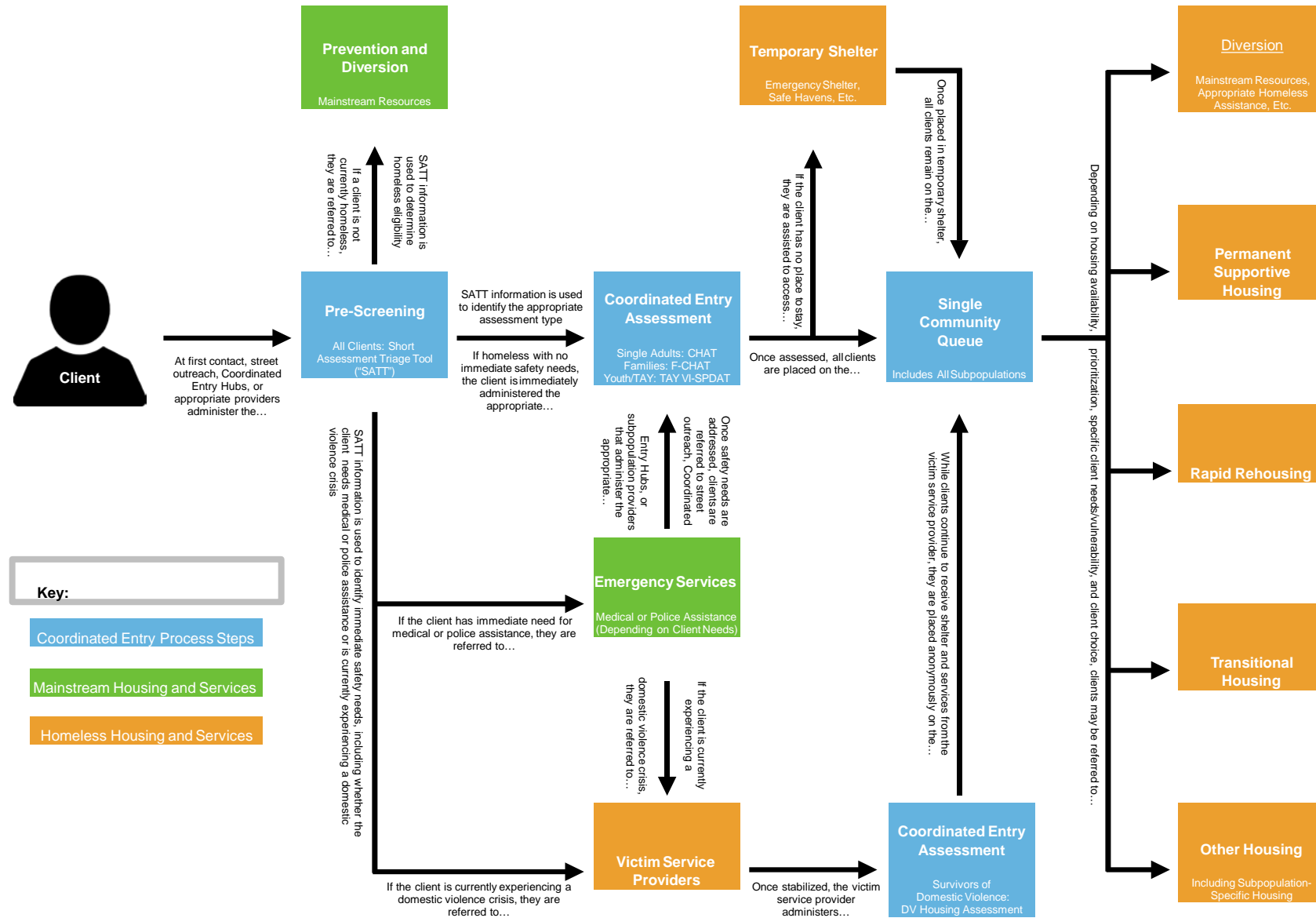


Coordinated Entry

- Single Access Point
- Assess and Prioritize
- Coordinated Referral
- Mandated by HUD



SOUTHERN NEVADA COORDINATED ENTRY SYSTEM MAP



Matchers

5 Community Matchers (3 CoC CES, 2 OH!)

- Community Queue
- DFS List
- Operation HOME!
- Emergency Housing Vouchers
- Domestic Violence list
- Non-Congregate Shelter/COVID line



COVID-19 Adjustments

- Effective May 19, 2020 through duration of the COVID-19 health crisis
- Pandemic Priority Exception (PPE) “scoring” used in conjunction with the housing assessment
 - Based on age (65+)
 - CDC identified high-risk factors
- Sort the queue via PPE i.e. COVID vulnerability
 - Use for referrals to OH! referrals

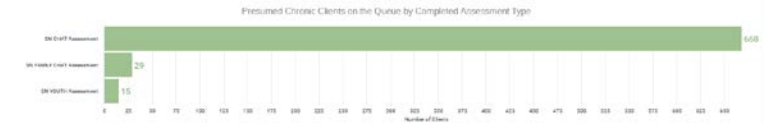
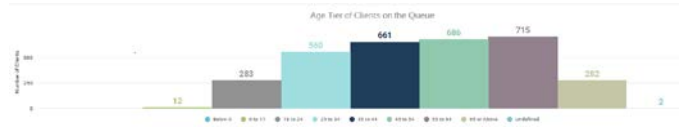


Training Updates

- Virtual training is available
- All staff should get a refresher training every year

3,201


Total Clients Currently on the Queue



710

Presumed Chronic Homeless

Community Queue



5,283

Total Assessments This Year

435

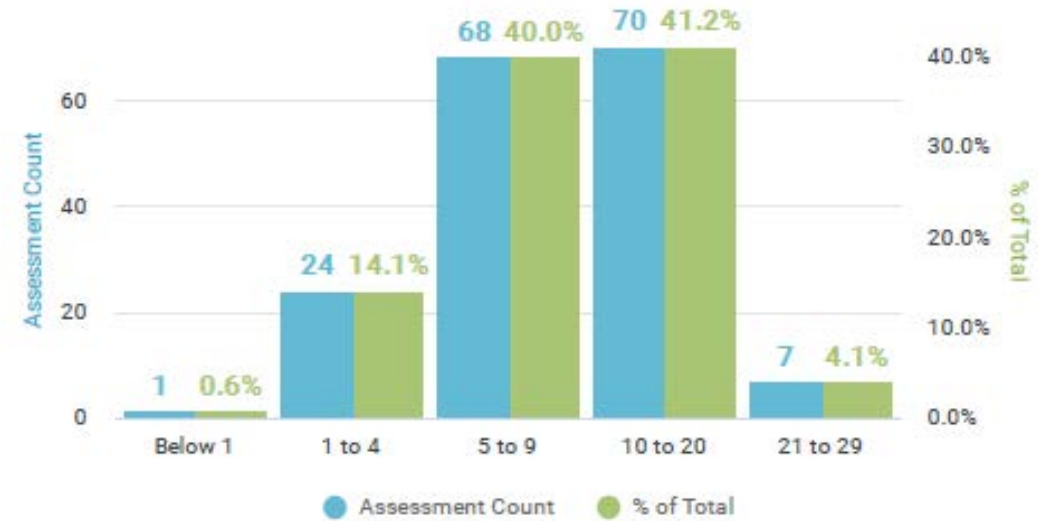
Veterans Assessed This Year



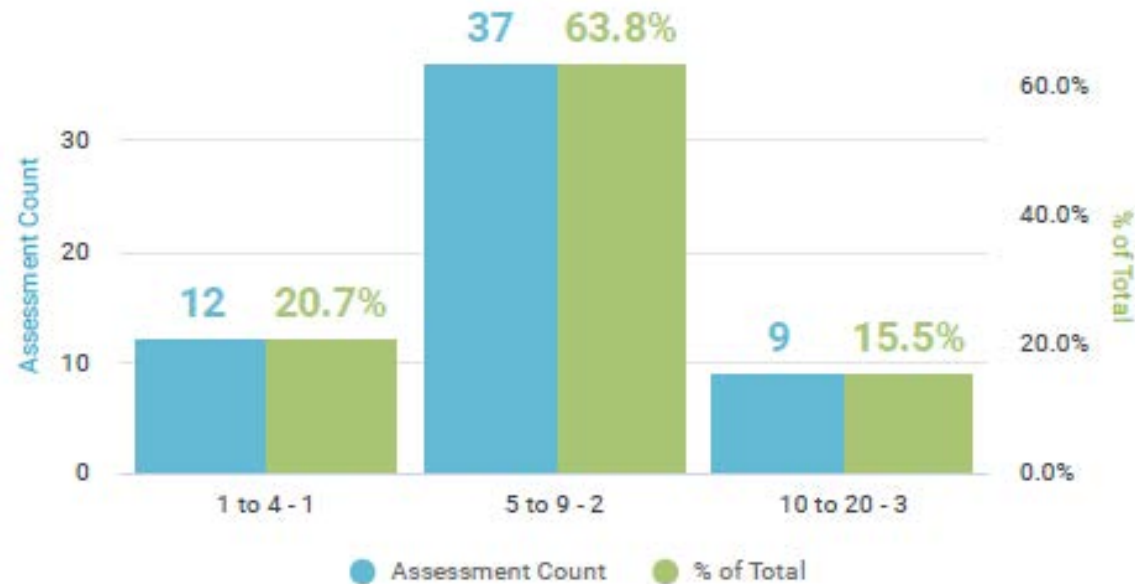
12 month Look-back of the Queue

Last 30 days score ranges

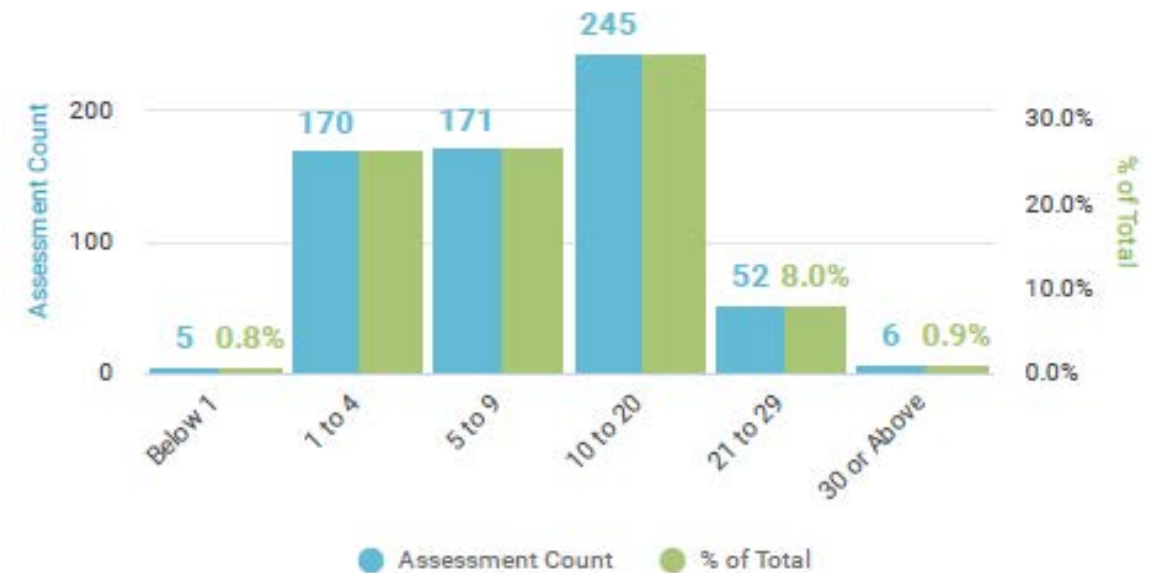
F-CHAT Score Range- Last 30 Days



YOUTH Score Range- Last 30 Days



CHAT Score Range- Last 30 Days



Race Equity Assessment

Key Points – Active Queue

The “High Risk COVID” percentage for Black/African American persons is up 4% points to 53% from the universal measure of 49%

The “Average Assessment Score” for Black/African American Female persons is 11.21 from the universal measure of 10.4

- This subpopulation also has a higher percentage for “High Risk COVID” of 58%

The “Average Days on Queue” for American Indian/Alaska Native persons is 172.9 days, much longer than the universal measure of 139.7 days (with an “Average Assessment Score” of 10.3)

American Indian/Alaska Native persons are more evenly distributed by gender (47% Female, 50% Male), whereas other races trend towards 70% Male

The “Average Assessment Score” for Multiracial persons is 11.08 from the universal measure of 10.4

- The “Average Days on Queue” for this subpopulation is lower at 122.5 days relative to the universal measure of 139.7 days

Race Equity Assessment

Key Points – Active Queue

The “Average Assessment Score” for White Female persons is 12.49 from the universal measure of 10.4

- The “Average Days on Queue” for this subpopulation is lower at 135.6 days relative to the universal measure of 139.7 days

Persons assessed with the Youth assessment have an average score of 5.3

- 52% of these persons identify as Black/African American (36% of overall persons assessed identify as Black/African American)
- 24% of these persons identify as Hispanic/Latinx (14% of overall persons assessed identify as Hispanic/Latinx)

Persons assessed with the Family assessment have an average score of 9.5

- 54% of these persons identify as Black/African American (36% of overall persons assessed identify as Black/African American)
- 19% of these persons identify as Hispanic/Latinx (14% of overall persons assessed identify as Hispanic/Latinx)
- 80% of these persons identify as Female (29% of overall persons assessed identify as Female)

On the Horizon

- Continue Racial Equity evaluation
- Establish guidelines to transition clients from RRH to PSH when appropriate
- Continue to evaluate Shelter Queue implementation
- Continue to respond to community needs and remain flexible and nimble
- Update CES P&P's

Coordinated Entry Updates

- Up-to-date information will be posted at:
<http://helphome.org/coordinated-entry/>