



Homelessness in Southern Nevada

2022 Homeless Point-In-Time Count & Survey

Every year during the last 10 days of January, communities across the country conduct comprehensive counts of the local homeless populations in order to measure the prevalence of homelessness in each local Continuum of Care.

The 2022 Southern Nevada Point-in-Time Count was a community-wide effort conducted on February 23, 2022. Due to spikes in cases of COVID-19 leading up to the original January date, U.S. Department of Housing and Urban Development granted the CoC a date change to February.



51%

Unsheltered

49%

Sheltered

13,972

will experience homelessness in our community at some point this year

Subpopulations

90% Single Adults

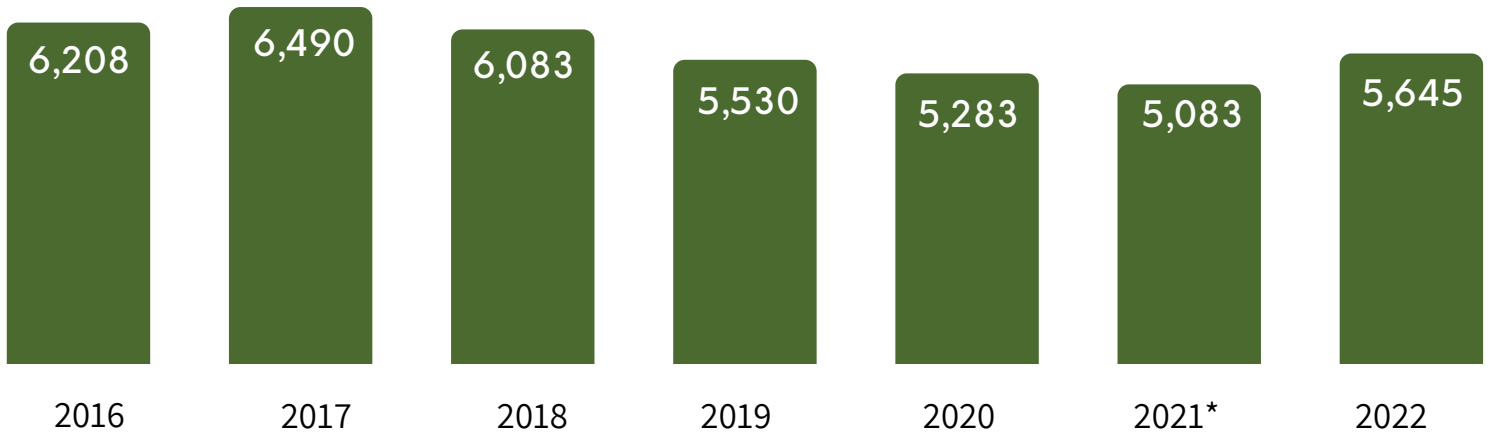
9% Families with Children

6% Unaccompanied Youth

10% Veterans

*These groups are not mutually exclusive

Total Number of Individuals Counted During the PIT Count



• Due to the COVID-19 pandemic, the 2021 count required a change in methodology and a random sample of the County was canvassed by teams of service providers and outreach workers. The US Department of Housing and Urban Development (HUD) has strongly recommended to view the 2021 Point-in-Time Count as a stand-alone data set. The findings should not be compared to prior or future PIT count numbers.

74%

of survey respondents self reported 1 or more disabling conditions

(Not mutually exclusive)

Out of the 74% who self reported a disabling condition:



Substance Abuse

36%



Mental Health

33%



Domestic Violence

3%



HIV/AIDS

2%

Developed in partnership with



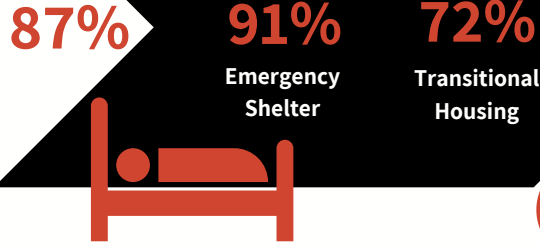


Help Hope Home

2022 Southern Nevada Point-In-Time Results


The 2022 Southern Nevada Point-in-Time Count was a community-wide effort conducted on February 23, 2022.

Percent of available homeless beds occupied during the night of the census



5,645

People were experiencing homelessness in Southern Nevada on February 23, 2022



51%

2,867

were unsheltered

49%

2,778

were sheltered

92%

2,634

on the street, outdoors, vehicles, desert, encampments

8%

233

Courtyard Resource Center

80%

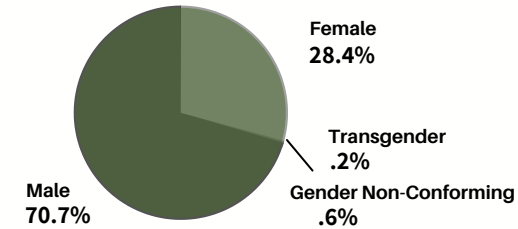
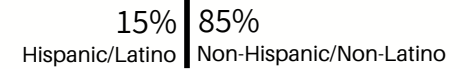
2,229

in Emergency Shelter

20%

549

in Transitional Housing



516

individuals were in Families with Children

314

individuals were unaccompanied youth and young adults

571

individuals were Veterans

