



2023 Southern Nevada Point-In-Time Count

The 2023 Southern Nevada Point-In-Time Count was a community-wide effort conducted on January 25, 2023.

6,566

People were experiencing homelessness in Southern Nevada on January 25, 2023

60%
3,912
Unsheltered

40%
2,654
Sheltered

97%
3,780

3%
132

79%
2,229

21%
550

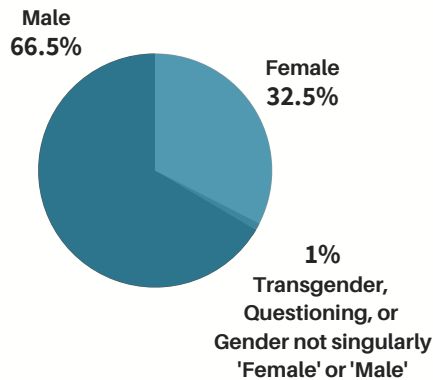
On the street, outdoors, vehicles, desert, encampments

Courtyard Resource Center

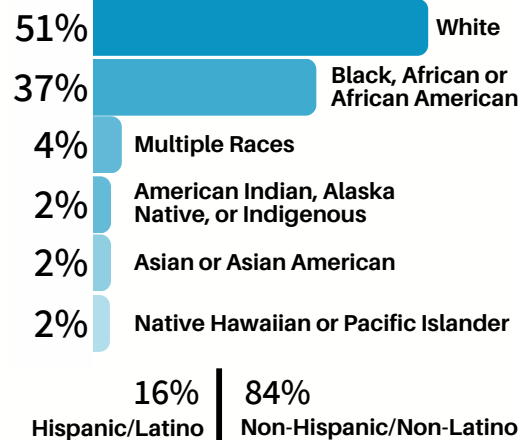
In Emergency Shelter

In Transitional Housing

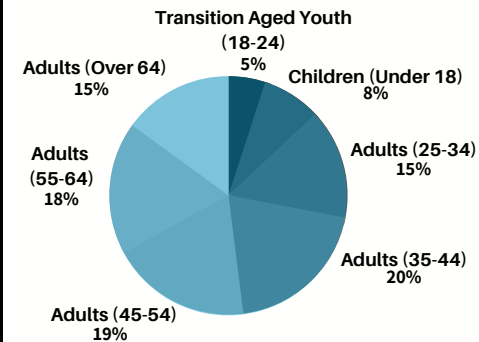
Gender



Race & Ethnicity



Age





Homelessness in Southern Nevada

2023 Homeless Point-In-Time Count & Survey

Every year during the last 10 days of January, communities across the country conduct comprehensive counts of the local homeless populations in order to measure the prevalence of homelessness in each local Continuum of Care.

The 2023 Southern Nevada Point-In-Time Count was a community-wide effort conducted on January 25, 2023.

6,566

Total number of persons experiencing homelessness



16,251

Will experience homelessness in our community at some point this year



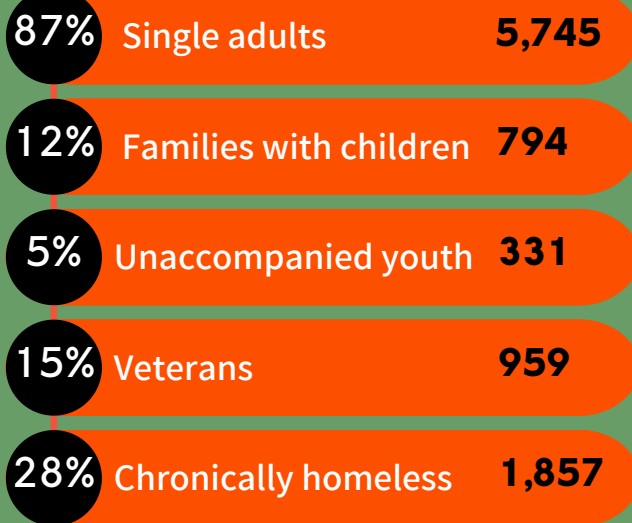
60%

Unsheltered

40%

Sheltered

Subpopulations



Substance abuse

1,614



Domestic violence

637



Mental health

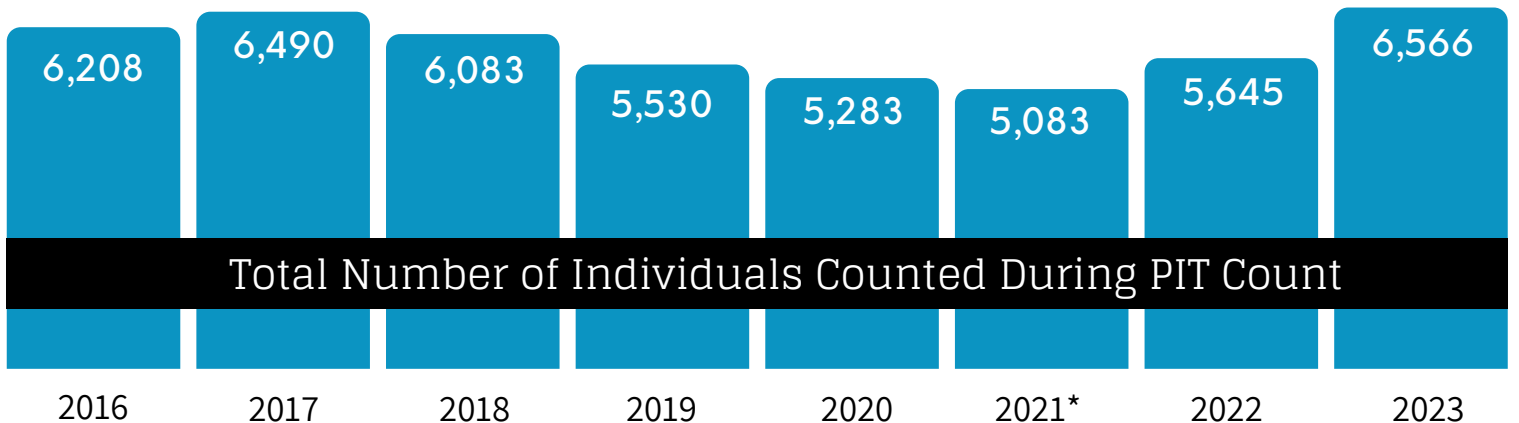
1,887



HIV/AIDS

87

*These groups are not mutually exclusive



*Due to the COVID-19 pandemic, the 2021 count required a change in methodology and a random sample of the County was canvassed by teams of service providers and outreach workers. The US Department of Housing and Urban Development (HUD) has strongly recommended to view the 2021 Point-In-Time Count as a stand-alone data set. The findings should not be compared to prior or future PIT count numbers.