

2024 Southern Nevada Point-In-Time Count

7,906

People were experiencing homelessness in Southern Nevada in January 2024

Individuals Counted since 2020

5,283
2020

5,083
2021

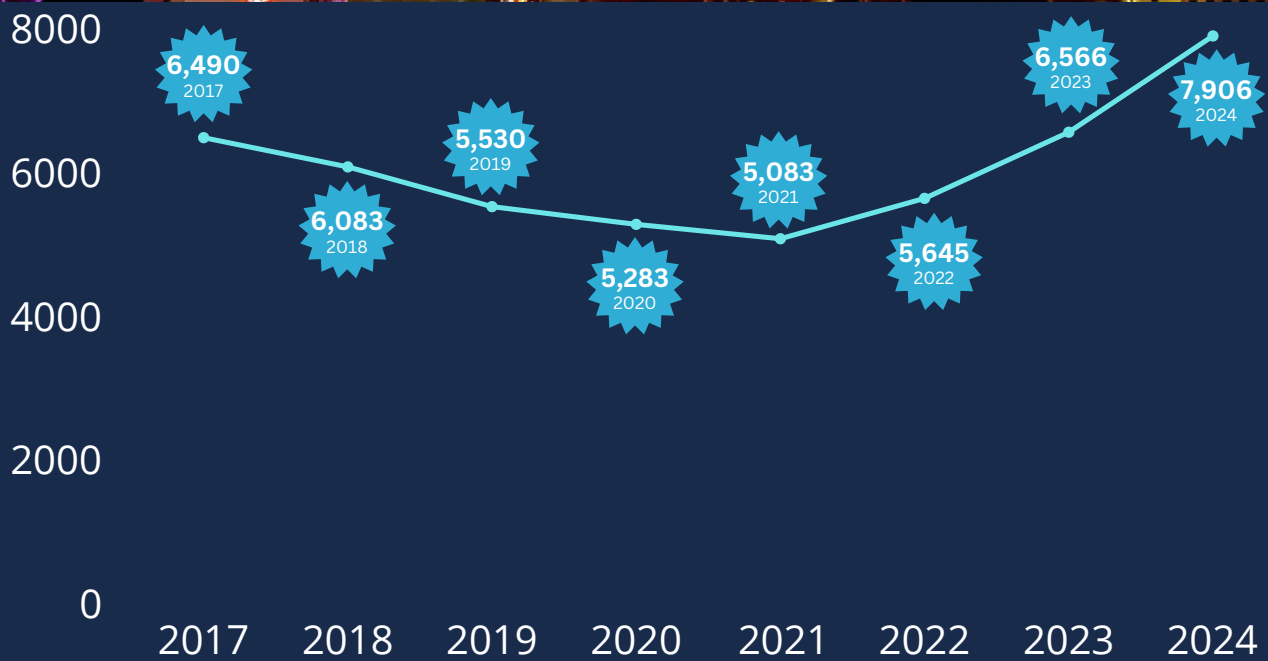
5,645
2022

6,566
2023

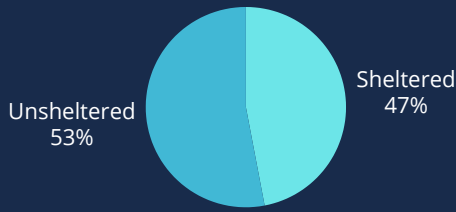
7,906
2024



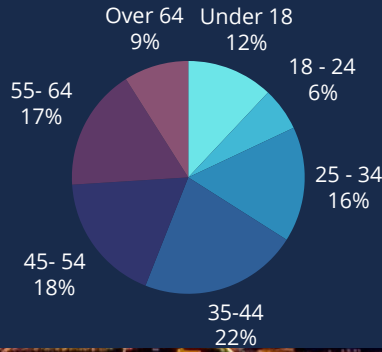
Number of Individuals Counted During PIT Count from 2017 - 2024



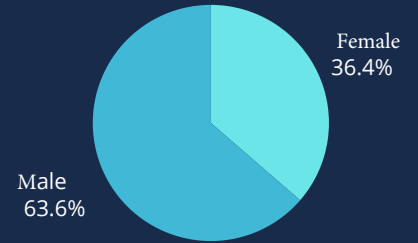
Shelter Rates of those Experiencing Homelessness



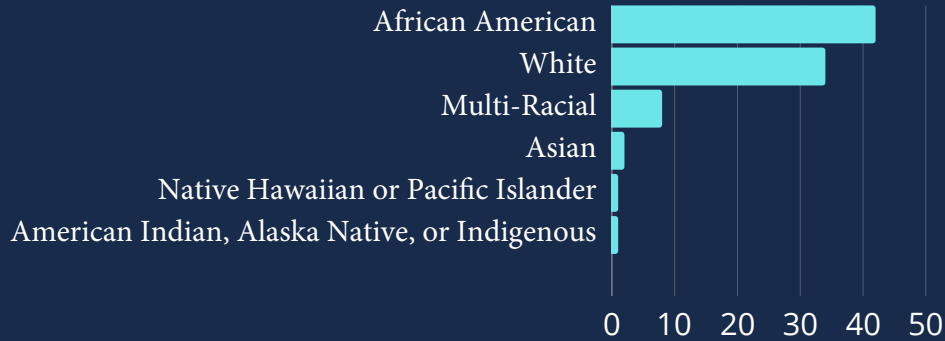
Age



Gender



Race and Ethnicity



Subpopulations

Single Adults

81%

Veterans

6%

Unaccompanied Youth

6%

Families with Children

19%

Chronically Homeless

34%

703

Identified as being involved with Substance Abuse

237

Identified as victims of Domestic Violence

900

Identified as experiencing Mental Health challenges

41

Identified as having been diagnosed with the HIV/AIDS virus